

# PARAMOUNT RANGE SERIES (SINR)

24 in. 3.2 cu. ft. Range with 3 Element Cooktop and Electric Convection Oven

**ZLINE**  
ATTAINABLE LUXURY®

SINR24 Stainless Steel



Black Stainless Steel



Satin Stainless Steel

## FEATURES AND BENEFITS

**Anti-Scratch Glass Cooktop:** ZLINE's advanced anti-scratch glass, engineered with nanotechnology for long-lasting resilience to maintain a flawless cooktop surface.

**Exceptional Durability:** With a 7.5 rating on the Mohs hardness scale—stronger than quartz and comparable to high-carbon steel.

**Anti-Glare Matte Surface:** Minimize reflections and overhead lighting with a specialized anti-glare matte coating that improves visibility of cooking zones while repelling fingerprints, deterring oil build-up, and simplifying cleaning for a pristine kitchen look.

**3 Flexible Cooking Zones:** Three dynamic cooktop heating elements deliver ideal versatility when accommodating pots and pans of multiple shapes and sizes.

**Seamless Bridge Cooking Zone:** Accommodate large cookware and griddles with a convenient bridge function allowing you to merge adjacent elements into one expansive heating zone.

**9 Multi-Purpose Cooking Levels:** Precisely control heat with 9 easy-adjust cooking levels, offering gentle simmers to heavy frying.

**Specialty Power Boost Mode:** Offers an extra surge of heat on each element, ideal for rapid boiling and flash searing.

**StayPut Oven Door Hinges:** Designed to support the full weight of the oven door, offering additional convenience and safety.

**Premium Oven Insulation:** A 3-layered glass oven door with a large viewing window and aluminum mesh seal offers superior heat retention and consistent temperatures.

## GENERAL PROPERTIES

SKUs	SINR24, SINRS-24, SINRB-24
Base Finishes	Stainless Steel, Satin Stainless Steel Black Stainless Steel
Fuel Type	Convection Electric Oven- Induction Cooktop
Cooking Zones	3
Mount Type	Free Standing
Material	430 Grade Stainless Steel
Cooktop	Anti-Glare Matte Surface (ECHA Certified)
Certification	ETL Certified

## DIMENSIONS AND WEIGHT

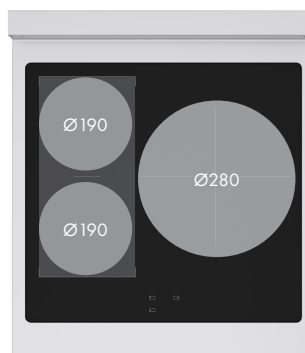
Product Dimensions	24" W x 27 3/4" D x 24" H
Cutout Dimensions	24 1/4" W x 24 3/4" D x 36" H
Product Weight	182 lb (82.55 kg)

## COOKTOP FEATURES

Burners	(3) Element Cooktop with Anti-Scratch Matte Glass
Cooktop	Hot Surface Indicator Light with (1) Bridge Cooking Zone
Levels	9 Power Levels and Power Boost Mode

## OVEN FEATURES

Interior Dimensions	18 9/10" W x 17 3/4" D x 16" H
Self-Clean	No
Oven Lighting	(2) Halogen
Oven Features	Bake, Broil, Convection Bake
Convection Fan	Yes
Number of Racks	2
Child Lock	No



**Max Bridge Power:** 3600 W  
**Total Unit Power:** 11900 W

**Power Sharing:** Intelligently manages power between induction burners and the oven, ensuring reliable cooking performance while maintaining electrical safety.

**Max Induction Power:** (When the oven and cooktop operate at the same time), **induction power is 7600 W**

**Note:** A maximum of 2 power boosts

## COOKTOP BURNER WATTAGE

Back Left: Ø190mm (7.5")	Level 9: 2000 W / Boost: 2600 W
Front Left: Ø190mm (7.5")	Level 9: 2000 W / Boost: 2600 W
Left Bridge Burners:	Level 9: 3000 W / Boost: 3600 W
Front Middle: Ø280mm (11")	Level 9: 3000 W / Boost: 3600 W

## OVEN WATTAGE

Bake / Broil Output	2400 W / 4200 W
---------------------	-----------------

## ELECTRICAL REQUIREMENTS

120 / 240 V / 60 Hz / 50 A Dedicated Circuit

## LIMITED WARRANTY

**Manufacturing Warranty:** 1-year parts and labor.

\*Appliance protection plans sold separately, contact for more information.

**Not the right fit?** [Click here](#) to view our range collections.



# AUTOGRAPH EDITION

*Andrew Ferro*

Satin Stainless Steel  
With Matte Black Accents



### SATIN STAINLESS STEEL

Polished Gold	SINRSZ-24-G
Champagne Bronze	SINRSZ-24-CB
Matte Black	SINRSZ-24-MB

Stainless Steel With  
Champagne Bronze Accents



### STAINLESS STEEL

Polished Gold	SINRZ-24-G
Champagne Bronze	SINRZ-24-CB
Matte Black	SINRZ-24-MB

Black Stainless Steel With  
Polished Gold Accents



### BLACK STAINLESS STEEL

Polished Gold	SINRBZ-24-G
Champagne Bronze	SINRBZ-24-CB

## AUTOGRAPH EDITION + COLORED DOOR

Stainless Steel With White Matte  
Door And Champagne Bronze Accents



### STAINLESS STEEL

Polished Gold	SINRZ-WM-24-G
Champagne Bronze	SINRZ-WM-24-CB
Matte Black	SINRZ-WM-24-MB

### SATIN STAINLESS STEEL

Polished Gold	SINRSZ-WM-24-G
Champagne Bronze	SINRSZ-WM-24-CB
Matte Black	SINRSZ-WM-24-MB

## AUTOGRAPH ACCENT COLORS

Autograph Edition Includes:  
Brass Burners, Autograph Edition Knobs, Knob Rings, Handle and 2 Feet Covers.




## BASE FINISHES



# AUTOGRAPH EDITION

*Andrew Ferro*



Helix Handles:

Not offered as a range bundle SKU. Handle must be purchased separately.




POLISHED GOLD



CHAMPAGNE BRONZE



MATTE BLACK




POLISHED NICKEL

## STANDARD HELIX HANDLE SET (SET OF 1)

Black Stainless Steel Helix Handle	SGZ-054D-K-BS
Stainless Steel Helix Handle	SGZ-054D-K-ST



BLACK STAINLESS



STAINLESS STEEL

## AUTOGRAPH HELIX HANDLE (SET OF 1)

Polished Gold Helix Handle	SGZ-054D-K-G
Champagne Bronze Helix Handle	SGZ-054D-K-CB
Matte Black Helix Handle	SGZ-054D-K-MB
Polished Nickel Helix Handle	SGZ-054D-K-PN

## RANGE + COLORED DOOR

Stainless Steel With  
White Matte Door



### STAINLESS STEEL

Black Matte Door	SINR-BLM-24
White Matte Door	SINR-WM-24


Satin Stainless Steel With  
Black Matte Door



### SATIN STAINLESS STEEL

Black Matte Door	SINRS-BLM-24
White Matte Door	SINRS-WM-24

[Click](#) or [scan the QR code](#)  
below for a brief overview of  
induction range operation.



# ZLINE KITCHEN ACCESSORIES

Range + Kitchen Compatible Accessories

**ZLINE**  
ATTAINABLE LUXURY®



German Steel  
15 Piece Knife Set | KSETT-GS-15



German Steel  
3 Piece Knife Set | KSETT-GS-3



Japanese Damascus  
3 Piece Knife Set | KSETT-JD-3



10-Piece  
Stainless Steel  
Cookware Set | CWSETL-ST-10



10-Piece Stainless  
Steel and Ceramic  
Cookware Set | CWSETL-NS-10



5-Piece Black  
Matte Enameled  
Cast Iron Set | CWSETS-BLM-5



5-Piece White  
Matte Enameled  
Cast Iron Set | CWSETS-WM-5

## CONTACT INFORMATION



### PHONE

**Customer Service**  
1-614-777-5004

**Dealer Assistance**  
1-833-597-2461



### HOURS OF OPERATION

**Customer Service**  
Monday–Friday 6:00am–4:30pm CST

**Dealer Assistance**  
Monday–Friday 7:00am–4:00pm CST



### EMAIL

**Customer Service**  
contact@zlinekitchen.com

**Dealer Assistance**  
dealer@zlinekitchen.com