

Haier

Submittals

Tempo Series

Rev. May 2019



1U09TE1VHA / AW09TE1VHA

1U12TE1VHA / AW12TE1VHA

1U18TE2VHA / AW18TE2VHA

1U24TE2VHA / AW24TE2VHA



GE APPLIANCES
a Haier company

For more information visit us:
www.Haierductless.com
www.Haierductlesshelp.com

Revision History

Rev. April 2017 - *Edition release*

Rev. April 2018 - *Minimum pipe length, motor rating added.*

Rev. May 2019 - *Accessories & electrical requirement update.*

Haier Tempo Submittal

9,000 BTU 16 SEER Wall Mount Single-Zone Heat Pump System

1U09TE1VHA / AW09TE1VHA

Job Name: _____

Purchaser: _____

Submitted To: _____

Construction: _____

Reference: _____

Approval: _____

Date: _____

Submitted By: _____

Unit: _____

Drawing #: _____



Accessories

Remote Controller

Ships with YR-HG

Wired Controller

Compatible with wired controllers YR-E17, YR-E16B, and QACT17A. All wired controllers require interface kit WK-B.

Wind Baffle

Uses wind baffle QAWB41A

Electrical Requirement

Power Supply	115V, 1 Phase, 60 HZ
Operating Voltage Range	104-127 VAC
Recommended Fuse/Breaker Size	20A
MCA	18A

Connecting cable to indoor units must be 14/4 AWG unshielded stranded copper. Cable must be ran continuous, without splicing.

Operating Range

Cooling	14~115°F (-10~46°C)
Heating	-4~75°F (-20~24°C)

Cooling Performance

Rated Cooling Capacity	9,000 BTU
Cooling Capacity Range	3,800~12,000 BTU
Rated Power input	810 W
SEER	16.0
EER	11.0

Heating Performance

Rated Heating Capacity	10,000 BTU
Heating Capacity Range	4,100~12,000 BTU
HSPF	9.0

Pipe Length

Minimum Pipe Length	6 ft
Maximum Pipe Length	66 ft
Maximum Pipe Height Difference	33 ft
Connection	1/4" (Discharge) 3/8" (Suction) Flare



For more information visit us:
www.Haierductless.com
www.Haierductlesshelp.com



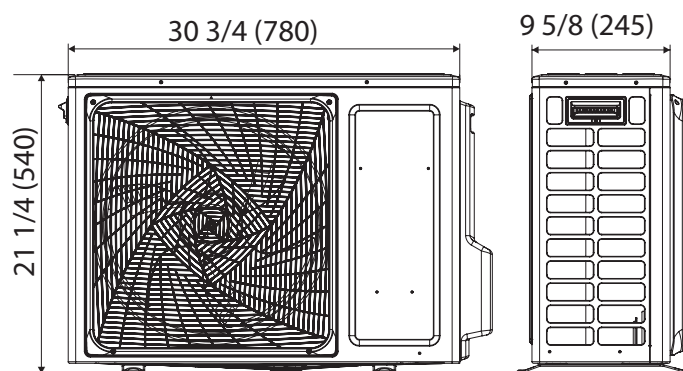
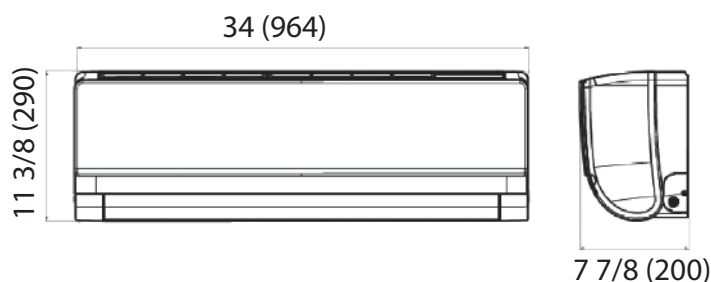
Haier Tempo Submittal

9,000 BTU 16 SEER Wall Mount Single-Zone Heat Pump System

1U09TE1VHA / AW09TE1VHA

Indoor Unit	
Uncrated Dimension (HxWxD)	11 3/8 x 34 x 7 7/8 in (290 x 864 x 200 mm)
Crated (HxWxD)	14 x 37 1/2 x 11 in (355 x 954 x 279 mm)
Airflow CFM (Turbo/High/Med/Low/Quiet)	305/295/280/265/240
Indoor Sound Level dB (Turbo/High/Med/Low/Quiet)	39/37/33/28/23
Motor Rating (HP)	0.064
Heat Exchanger Fin Type	Blue Fin
Weight (Ship/Net)	58.4/19.8 lbs

Outdoor Unit	
Compressor	DC inverter Driven Rotary
Uncrated Dimension (HxWxD)	21 1/4 x 30 3/4 x 9 5/8 in (540 x 780 x 245 mm)
Crated (HxWxD)	24 3/8 x 36 1/4 x 13 7/8 in (620 x 920 x 351 mm)
Outdoor Sound Rating dB	47
Heat Exchanger Fin Type	Blue Fin
Weight (Ship/Net)	66.1/58.4 lbs
Factory Refrigerant Charge	R-410A (26.5 oz)



Heating Capacity Data

Outdoor Air Temp DB	Indoor Set Temperature					
	60°F (16°C)		70°F (21°C)		77°F (25°C)	
	Maximum Heating Capacity (Btu/h)	Power Usage (w)	Max Heating Capacity (Btu/h)	Power Usage (w)	Max Heating Capacity (Btu/h)	Power Usage (w)
-4°F (-20°C)	5,520	1,040	5,310	1,110	4,990	1,170
5°F (-15°C)	7,270	1,000	6,920	1,060	6,570	1,120
17°F (-8°C)	8,050	700	7,590	740	7,290	780
47°F (8°C)	12,420	870	11,500	950	10,580	1,030

Capacity and power usage are measured under the assumption of indoor humidity of 46%

Cooling Capacity Data

Outdoor Air Temp DB	Indoor Set Temperature					
	70°F (21°C)		75°F (24°C)		80°F (27°C)	
	Total Capacity (Btu/h)	Power Usage (w)	Total Capacity (Btu/h)	Power Usage (w)	Total Capacity (Btu/h)	Power Usage (w)
14°F (-10°C)	7,490	250	7,740	250	8,320	260
32°F (0°C)	7,490	260	7,740	260	8,320	280
50°F (10°C)	7,490	270	7,740	270	8,320	280
65°F (18°C)	8,590	670	8,870	680	9,540	700
75°F (24°C)	9,250	680	9,560	700	10,280	720
85°F (29°C)	10,160	710	10,500	730	11,290	750
95°F (35°C)	8,690	760	8,970	780	9,650	800
105°F (41°C)	8,340	770	8,620	790	9,270	810
115°F (46°C)	5,970	390	6,170	400	6,630	420

Capacity and power usage are measured under the assumption of indoor humidity of 46%

Haier Tempo Submittal

12,000 BTU 16 SEER Wall Mount Single-Zone Heat Pump System

1U12TE1VHA / AW12TE1VHA

Job Name: _____

Purchaser: _____

Submitted To: _____

Construction: _____

Reference: _____

Approval: _____

Date: _____

Submitted By: _____

Unit: _____

Drawing #: _____



Accessories

Remote Controller

Ships with YR-HG

Wired Controller

Compatible with wired controllers YR-E17, YR-E16B, and QACT17A. All wired controllers require interface kit WK-B.

Wind Baffle

Uses wind baffle QAWB41A

Electrical Requirement

Power Supply	115V, 1 Phase, 60 HZ
Operating Voltage Range	104-127 VAC
Recommended Fuse/Breaker Size	20A
MCA	18A

Connecting cable to indoor units must be 14/4 AWG unshielded stranded copper. Cable must be ran continuous, without splicing.

Operating Range

Cooling	14~115°F (-10~46°C)
Heating	-4~75°F (-20~24°C)

Cooling Performance

Rated Cooling Capacity	12,000 BTU
Cooling Capacity Range	4,100~12,500 BTU
Rated Power input	1,200 W
SEER	16.0
EER	11.0

Heating Performance

Rated Heating Capacity	12,000 BTU
Heating Capacity Range	4,500~16,000 BTU
HSPF	9.0

Pipe Length

Minimum Pipe Length	6 ft
Maximum Pipe Length	66 ft
Maximum Pipe Height Difference	33 ft
Connection	1/4" (Discharge) 3/8" (Suction) Flare



For more information visit us:
www.Haierductless.com
www.Haierductlesshelp.com



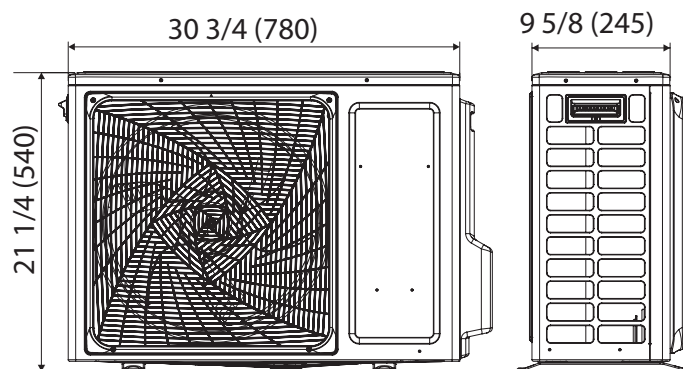
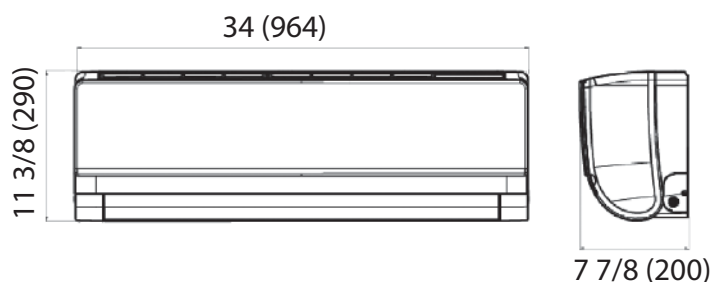
Haier Tempo Submittal

12,000 BTU 16 SEER Wall Mount Single-Zone Heat Pump System

1U12TE1VHA / AW12TE1VHA

Indoor Unit	
Uncrated Dimension (HxWxD)	11 3/8 x 34 x 7 7/8 in (290 x 864 x 200 mm)
Crated (HxWxD)	14 x 37 1/2 x 11 in (355 x 954 x 279 mm)
Airflow CFM (Turbo/High/Med/Low/Quiet)	310/300/287/275/245
Indoor Sound Level dB (Turbo/High/Med/Low/Quiet)	39/37/33/28/23
Motor Rating (HP)	0.064
Heat Exchanger Fin Type	Blue Fin
Weight (Ship/Net)	58.4/19.8 lbs

Outdoor Unit	
Compressor	DC inverter Driven Rotary
Uncrated Dimension (HxWxD)	21 1/4 x 30 3/4 x 9 5/8 in (540 x 780 x 245 mm)
Crated (HxWxD)	24 3/8 x 36 1/4 x 13 7/8 in (620 x 920 x 351 mm)
Outdoor Sound Rating dB	50
Heat Exchanger Fin Type	Blue Fin
Weight (Ship/Net)	71.7/63.9 lbs
Factory Refrigerant Charge	R-410A (35.3 oz)



Heating Capacity Data

Outdoor Air Temp DB	Indoor Set Temperature					
	60°F (16°C)		70°F (21°C)		77°F (25°C)	
	Maximum Heating Capacity (Btu/h)	Power Usage (w)	Max Heating Capacity (Btu/h)	Power Usage (w)	Max Heating Capacity (Btu/h)	Power Usage (w)
-4°F (-20°C)	7,380	1,320	7,100	1,400	6,670	1,470
5°F (-15°C)	9,380	1,270	8,930	1,350	8,480	1,430
17°F (-8°C)	11,870	890	11,200	950	10,750	1,010
47°F (8°C)	14,930	1,040	13,820	1,130	12,710	1,220

Capacity and power usage are measured under the assumption of indoor humidity of 46%

Cooling Capacity Data

Outdoor Air Temp DB	Indoor Set Temperature					
	70°F (21°C)		75°F (24°C)		80°F (27°C)	
	Total Capacity (Btu/h)	Power Usage (w)	Total Capacity (Btu/h)	Power Usage (w)	Total Capacity (Btu/h)	Power Usage (w)
14°F (-10°C)	9,940	330	9,940	340	10,800	350
32°F (0°C)	9,940	350	10,800	370	11,450	390
50°F (10°C)	9,720	370	10,800	380	11,450	400
65°F (18°C)	10,250	930	10,590	950	11,390	980
75°F (24°C)	11,740	990	12,130	1,020	13,040	1,050
85°F (29°C)	12,830	1,050	13,260	1,070	14,260	1,110
95°F (35°C)	11,720	1,110	12,110	1,130	13,020	1,160
105°F (41°C)	11,120	1,160	11,490	1,190	12,360	1,220
115°F (46°C)	7,960	620	8,230	630	8,850	650

Capacity and power usage are measured under the assumption of indoor humidity of 46%

Haier Tempo Submittal

18,000 BTU 16 SEER Wall Mount Single-Zone Heat Pump System

1U18TE2VHA / AW18TE2VHA

Job Name: _____

Purchaser: _____

Submitted To: _____

Construction: _____

Reference: _____

Approval: _____

Date: _____

Submitted By: _____

Unit: _____

Drawing #: _____



Accessories

Remote Controller

Ships with YR-HG

Wired Controller

Compatible with wired controllers YR-E17, YR-E16B, and QACT17A. All wired controllers require interface kit WK-B.

Wind Baffle

Uses wind baffle QAWB37A

Electrical Requirement

Power Supply	208/230V, 1 Phase, 60 HZ
Operating Voltage Range	187~253 VAC
Recommended Fuse/Breaker Size	20A
MCA	17A

Connecting cable to indoor units must be 14/4 AWG unshielded stranded copper. Cable must be ran continuous, without splicing.

Operating Range

Cooling	0~115°F (-18~46°C)
Heating	-4~75°F (-20~24°C)

Cooling Performance

Rated Cooling Capacity	18,000 BTU
Cooling Capacity Range	5,000~19,000 BTU
Rated Power input	1,650 W
SEER	16.0
EER	10.0

Heating Performance

Rated Heating Capacity	19,000 BTU
Heating Capacity Range	5,400~22,000 BTU
HSPF	9.0

Pipe Length

Minimum Pipe Length	6 ft
Maximum Pipe Length	83 ft
Maximum Pipe Height Difference	50 ft
Connection	1/4" (Discharge) 1/2" (Suction) Flare



For more information visit us:
www.Haierductless.com
www.Haierductlesshelp.com



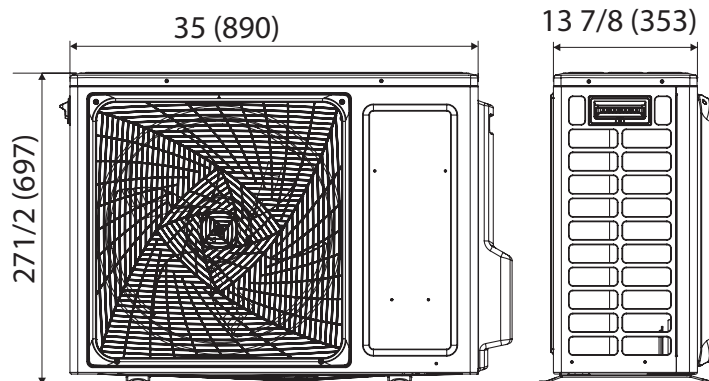
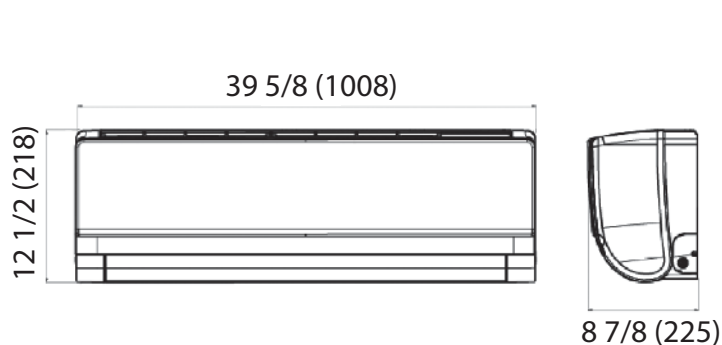
Haier Tempo Submittal

18,000 BTU 16 SEER Wall Mount Single-Zone Heat Pump System

1U18TE2VHA / AW18TE2VHA

Indoor Unit	
Uncrated Dimension (HxWxD)	12 1/2 x 39 5/8 x 8 7/8 in (318 x 1008 x 225 mm)
Crated (HxWxD)	15 7/8 x 42 3/4 x 13 in (403 x 1085 x 329 mm)
Airflow CFM (Turbo/High/Med/Low/Quiet)	545/530/505/475/460
Indoor Sound Level dB (Turbo/High/Med/Low/Quiet)	45/43/39/36/33
Motor Rating (HP)	0.064
Heat Exchanger Fin Type	Blue Fin
Weight (Ship/Net)	33/26.5 lbs

Outdoor Unit	
Compressor	DC inverter Driven Rotary
Uncrated Dimension (HxWxD)	27 1/2 x 35 x 13 7/8 in (697 x 890 x 353 mm)
Crated (HxWxD)	30 3/4 x 41 1/8 x 18 1/8 in (780 x 1046 x 460 mm)
Outdoor Sound Rating dB	56
Heat Exchanger Fin Type	Blue Fin
Weight (Ship/Net)	105.8/97 lbs
Factory Refrigerant Charge	R-410A (40.6 oz)



Heating Capacity Data

Outdoor Air Temp DB	Indoor Set Temperature					
	60°F (16°C)		70°F (21°C)		77°F (25°C)	
	Maximum Heating Capacity (Btu/h)	Power Usage (w)	Max Heating Capacity (Btu/h)	Power Usage (w)	Max Heating Capacity (Btu/h)	Power Usage (w)
-4°F (-20°C)	11,650	2,120	11,200	2,260	10,530	2,370
5°F (-15°C)	14,280	2,040	13,600	2,170	12,920	2,300
17°F (-8°C)	17,940	1,600	16,920	1,700	16,240	1,800
47°F (8°C)	21,760	1,650	20,150	1,790	18,540	1,930

Capacity and power usage are measured under the assumption of indoor humidity of 46%

Cooling Capacity Data

Outdoor Air Temp DB	Indoor Set Temperature					
	70°F (21°C)		75°F (24°C)		80°F (27°C)	
	Total Capacity (Btu/h)	Power Usage (w)	Total Capacity (Btu/h)	Power Usage (w)	Total Capacity (Btu/h)	Power Usage (w)
0°F (-18°C)	15,680	590	16,200	600	17,420	620
14°F (-10°C)	15,680	620	16,200	630	17,420	650
32°F (0°C)	15,680	640	16,200	640	18,110	710
50°F (10°C)	15,680	650	16,200	660	18,110	720
65°F (18°C)	16,950	1,670	17,510	1,710	18,830	1,760
75°F (24°C)	18,370	1,640	18,990	1,680	20,420	1,730
85°F (29°C)	19,650	1,740	20,310	1,770	21,840	1,830
95°F (35°C)	18,550	1,830	19,170	1,870	20,620	1,920
105°F (41°C)	17,610	1,920	18,190	1,960	19,560	2,020
115°F (46°C)	12,610	1,030	13,030	1,050	14,010	1,080

Capacity and power usage are measured under the assumption of indoor humidity of 46%

Haier Tempo Submittal

24,000 BTU 16 SEER Wall Mount Single-Zone Heat Pump System

1U24TE2VHA / AW24TE2VHA

Job Name: _____

Purchaser: _____

Submitted To: _____

Construction: _____

Reference: _____

Approval: _____

Date: _____

Submitted By: _____

Unit: _____

Drawing #: _____



Accessories

Remote Controller

Ships with YR-HG

Wired Controller

Compatible with wired controllers YR-E17, YR-E16B, and QACT17A. All wired controllers require interface kit WK-B.

Wind Baffle

Uses wind baffle QAWB45A

Electrical Requirement

Power Supply	208/230V, 1 Phase, 60 HZ
Operating Voltage Range	187~253 VAC
Recommended Fuse/Breaker Size	25A
MCA	19A

Connecting cable to indoor units must be 14/4 AWG unshielded stranded copper. Cable must be ran continuous, without splicing.

Operating Range

Cooling	0~115°F (-18~46°C)
Heating	-4~75°F (-20~24°C)

Cooling Performance

Rated Cooling Capacity	24,000 BTU
Cooling Capacity Range	6,500~26,000 BTU
Rated Power input	2,150 W
SEER	16.0
EER	10.0

Heating Performance

Rated Heating Capacity	26,000 BTU
Heating Capacity Range	6,800~28,000 BTU
HSPF	9.0

Pipe Length

Minimum Pipe Length	6 ft
Maximum Pipe Length	83 ft
Maximum Pipe Height Difference	50 ft
Connection	1/4" (Discharge) 1/2" (Suction) Flare



For more information visit us:
www.Haierductless.com
www.Haierductlesshelp.com



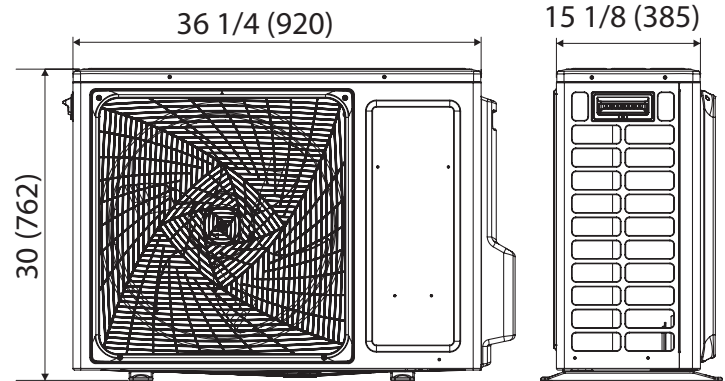
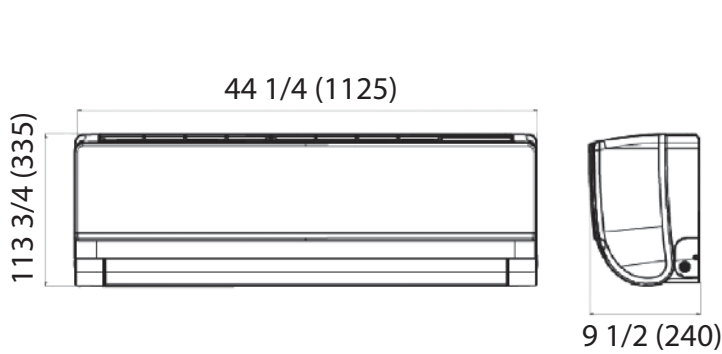
Haier Tempo Submittal

24,000 BTU 16 SEER Wall Mount Single-Zone Heat Pump System

1U24TE2VHA / AW24TE2VHA

Indoor Unit	
Uncrated Dimension (HxWxD)	13 1/4 x 44 1/4 x 9 1/2 in (335 x 1125 x 240 mm)
Crated (HxWxD)	16 1/2 x 47 1/2 x 13 1/2 in (418 x 1206 x 342 mm)
Airflow CFM (Turbo/High/Med/Low/Quiet)	665/650/610/570/555
Indoor Sound Level dB (Turbo/High/Med/Low/Quiet)	47/45/40/37/34
Motor Rating (HP)	0.094
Heat Exchanger Fin Type	Blue Fin
Weight (Ship/Net)	44.1/35.3 lbs

Outdoor Unit	
Compressor	DC inverter Driven Rotary
Uncrated Dimension (HxWxD)	30 x 36 1/4 x 15 1/8 in (762 x 920 x 385 mm)
Crated (HxWxD)	33 1/4 x 42 3/4 x 19 1/8 in (843 x 1085 x 487 mm)
Outdoor Sound Rating dB	53
Heat Exchanger Fin Type	Blue Fin
Weight (Ship/Net)	135.5/125.4 lbs
Factory Refrigerant Charge	R-410A (67 oz)



Heating Capacity Data

Outdoor Air Temp DB	Indoor Set Temperature					
	60°F (16°C)		70°F (21°C)		77°F (25°C)	
	Maximum Heating Capacity (Btu/h)	Power Usage (w)	Max Heating Capacity (Btu/h)	Power Usage (w)	Max Heating Capacity (Btu/h)	Power Usage (w)
-4°F (-20°C)	14,390	2,350	13,840	2,500	13,010	2,630
5°F (-15°C)	17,220	2,290	16,400	2,440	15,580	2,590
17°F (-8°C)	22,030	2,110	20,780	2,240	19,950	2,370
47°F (8°C)	29,320	2,200	27,150	2,390	24,980	2,580

Capacity and power usage are measured under the assumption of indoor humidity of 46%

Cooling Capacity Data

Outdoor Air Temp DB	Indoor Set Temperature					
	70°F (21°C)		75°F (24°C)		80°F (27°C)	
	Total Capacity (Btu/h)	Power Usage (w)	Total Capacity (Btu/h)	Power Usage (w)	Total Capacity (Btu/h)	Power Usage (w)
0°F (-18°C)	20,300	1,880	20,970	1,920	22,550	1,980
14°F (-10°C)	20,300	1,150	20,970	1,170	22,550	1,210
32°F (0°C)	20,300	1,180	20,970	1,190	22,550	1,220
50°F (10°C)	20,300	1,190	21,150	1,200	22,600	1,240
65°F (18°C)	21,420	2,000	22,130	2,050	23,800	2,110
75°F (24°C)	22,680	2,000	23,440	2,040	25,200	2,100
85°F (29°C)	23,250	2,040	24,030	2,090	25,840	2,150
95°F (35°C)	23,050	2,130	23,820	2,170	25,620	2,240
105°F (41°C)	17,610	1,920	18,190	1,960	19,560	2,020
115°F (46°C)	12,610	1,030	13,030	1,050	14,010	1,080

Capacity and power usage are measured under the assumption of indoor humidity of 46%