



**Built-In Model 601RG  
All Refrigerator with Glass Door**

The Model 601RG, all refrigerator, offers a glass door to add a more commercial look to the kitchen. When coupled with an all freezer Model 601F, the Model 601RG offers maximum refrigeration capacity. Model 601RG is available in the framed, overlay and stainless steel design applications and in three stainless steel finishes. This unit can also be special ordered with a high altitude glass door.



Framed



Overlay

**Features**

- Framed, overlay and stainless steel design applications
- Stainless steel design available in classic, platinum and carbon finishes
- Energy Star qualified
- Triple-pane, UV-resistant glass door
- Electronic digital controls
- Bright interior lighting
- Adjustable, spill-proof glass shelves
- High-humidity crisper drawer with removable divider
- Door alarm
- Front venting allows unit to be completely built in and serviced from the front

**Model Options**

	601RG/F	601RG/O	601RG/S	601RG/P	601RG/B
Design/Finish	Framed	Overlay	Classic	Platinum	Carbon
Louvered Grille	■	■			
Heavy-Duty Stainless Steel Grille			■	■	■

**Interior Features**


- **Refrigerator**
  - 4 Adjustable Glass Shelves
  - 1 Stationary Glass Shelf
  - High Humidity Compartment with Dividers
  - Triple-Pane UV-Resistant Glass Door
  - Egg Container



**Accessories**

- Side panels in white and classic stainless steel
- Extended full-length framed handles
- Stainless steel (classic, platinum and carbon) tubular handles for overlay design
- Polished chrome handle for overlay design
- 90° and 105° door stop kits
- Dozen egg container with lid
- Roll-out deli basket

Accessories are available through your Sub-Zero dealer. To obtain local dealer information, visit the Locator section of our website, [subzero.com](http://subzero.com).



With the installation of a harness kit, this appliance is certified by Star-K to meet strict religious regulations in conjunction with specific instructions found on [www.star-k.org](http://www.star-k.org).



Classic



Platinum

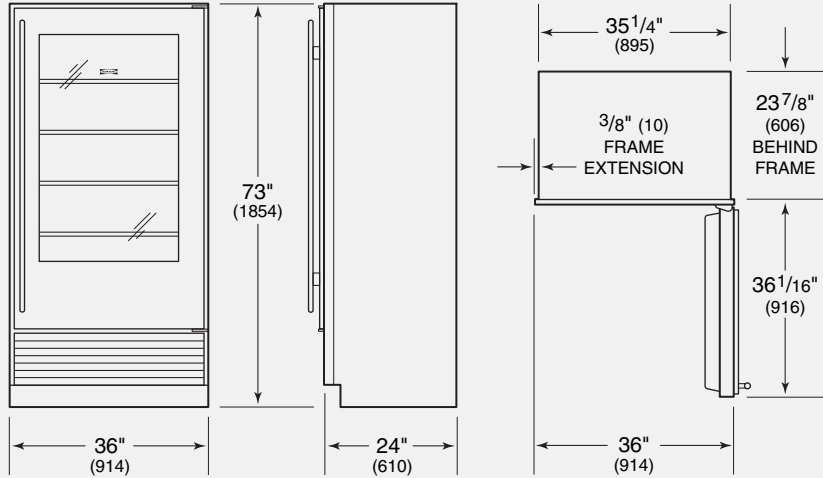


Carbon



**Built-In Model 601RG  
All Refrigerator with Glass Door**

**Overall Dimensions**



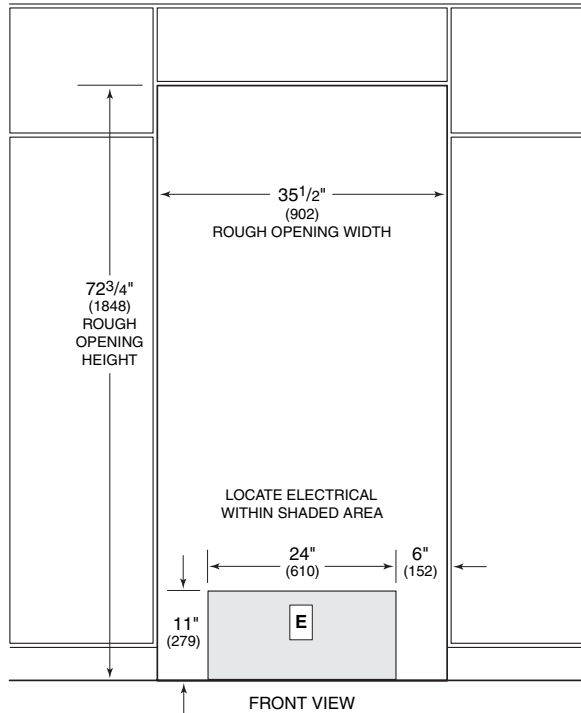
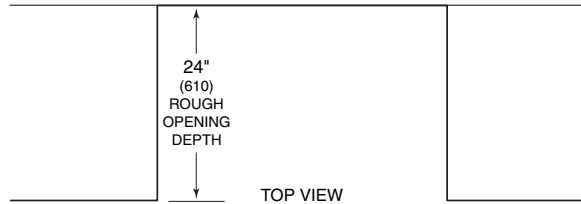
Unit dimensions may vary by  $\pm 1/8"$ .

**Specifications**

Overall Width	36"
Overall Height	73"
Overall Depth	24"
Door Swing Clearance	36 1/16"
Specify Door Swing	LH or RH
Refrigerator Capacity	20.1 cu ft
Opening Width	35 1/2"
Opening Height	72 3/4"
Opening Depth	24"
Electrical Requirements	115 V AC, 60 Hz 15 amp dedicated circuit
Annual Energy Usage	\$37*
Shipping Weight	Framed – 400 lbs Overlay – 400 lbs Stainless Steel – 430 lbs

\*Based on 9.06 cents per kilowatt hour.

**Installation Specifications**



**Installation Notes**

For framed and overlay models, you will be adding door panels for a custom look. Overlay models also allow you to match surrounding cabinetry hardware.

Complete installation specifications, including panel sizes, can be found on our website, [subzero.com](http://subzero.com).

Dimensions in parentheses are in millimeters unless otherwise specified.