



Color Variants

CI491602
Frameless
Width 36"

CI491602

Induction cooktop

Frameless

Width 36"

Frameless for flush installation
Frying sensor function
Super booster function for the 11" cooking zone with 4.4 kW
Twist-Pad control - the maneuverable magnetic knob sets cooking zone and temperature.

Cooking zones

1 induction cooking zone ø 7" (1800 W, with booster 2500 W), automatically switches to ø 11" (2800 W, with booster 4400 W).

1 induction cooking zone ø 8" (2200 W, with booster 3300 W).

2 induction cooking zones ø 7" (1800 W, with booster 2500 W).

1 induction cooking zone ø 6" (1400 W, with booster 1800 W).

Operation

Twist-Pad control with removable magnetic knob.
Cooking zone marking.
Electronic power control in 17 output levels.

Features

Frying sensor function for ø 7" and ø 8" cooking zones.

Booster function for each cooking zone.

Super booster function for ø 11" cooking zone.

Quick boil timer, with individually adjustable boiling time.

Cooking timer for up to 90 minutes.

Short-time timer.

Memory function.

Options menu

Power management.

Safety

Main switch.

Operation indication.

Pan detection.

Individual residual heat indication.

Child lock.

Safety lock.

Planning notes

Operates with magnetic (induction) iron pots and pans only. For an optimal heat distribution, the use of sandwich bottom cookware is recommended.

The wok pan WP 400 001 cannot be used with this appliance.

Immersion depth 4 3/16".

Appliance must be fixed from underneath.

Cooktop clamping range: 1 3/16" - 1 9/16".

Joint width may vary due to dimensional tolerances of the glass ceramic cooktop and the worktop cut-out.

Please read the installation details regarding air ducting on page 9/10 of the M&D.

Rating

Total rating: 1.8 kW

Connecting cable 60" without plug.

Product Features

Knob Material

Sealed Burners

No

Burners with booster

All

Type of grate

Total BTU load

LP Gas Connection Rating (BTU)

Power of 1st heating element (kW in boost)

2.5

Dimension of 1st heating element (in)

7 1/8"

Power of 2nd heating element (kW in boost)

2.5

Dimension of 2nd heating element (in)

7 1/8"

Power of 3rd heating element (kW in boost)

2.5, 3.6, 4.4

Dimension of 3rd heating element (in)

11", 7 1/8"

Power of 4th heating element (kW in boost)

1.8

Dimension of 4th heating element (in)

5 3/4"

Power of 5th heating element (kW in boost)

3.3

Dimension of 5th heating element (in)

8 1/4"

Power of 6th heating element (kW in boost)

Dimension of 6th heating element (in)

Consumption and connection features

UPC code

825225867104

Variant color

Black

Energy source

Electric

Gas type

Alternative gas type

Watts (W)

10800

Current (A)

Volts (V)

208-240

Frequency (Hz)

60; 50

Approval certificates

CSA

Power Cord Length

37

Plug type

no plug

Required cutout size (HxWxD) (in)

4 1/4" x 34 7/8" x 19 5/8"

Minimum distance from counter front (in)

2 1/2"

Minimum distance from rear wall (in)

2 3/8"

Overall appliance dimensions (HxWxD) (in)

0+4 1/4" x 35 3/4" x 20 1/2"

Product packaging dimensions (HxWxD) (in)

7.20 x 26.53 x 42.24

Net weight (lbs)

42

Gross weight (lbs)

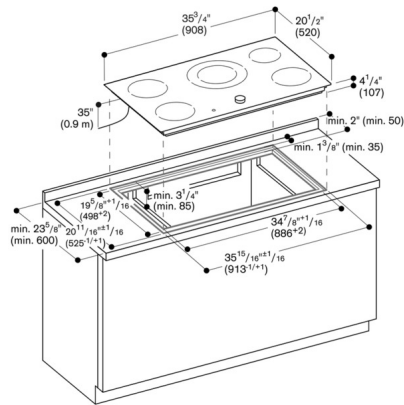
58

Total number of cooktop burners

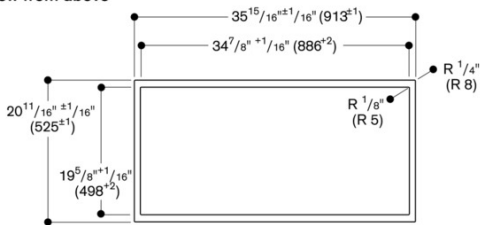
5

2016-10-07

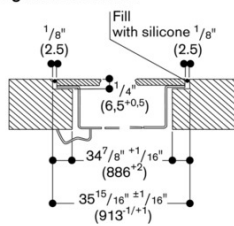
Page 1



View from above



Longitudinal section



Cross-section

