



FRIEDRICH

1883



NEW
2011 DESIGN

PACKAGED TERMINAL AIR CONDITIONERS

ULTRA QUIET PERFORMANCE / 3 SPEED FAN / UNIVERSAL HEATER

NEW FRIEDRICH PTAC

Quieter performance, improved airflow and higher efficiencies.

COMPLETELY RE-ENGINEERED COMPLETELY RE-DESIGNED

New, quieter PTAC design with improved air distribution

NEW TWO MOTOR DESIGN

With separate indoor and outdoor motors, the indoor motor can run at slower speeds which reduces sound levels indoors.


NEW TANGENTIAL BLOWER WHEEL

Tangential blower wheel has nearly 5x the surface area of a typical fan used on other PTACs. The result is more uniform airflow over a wider path for faster, more even air distribution throughout the room and improved sound levels.

Air is blown over the entire length of the tangential wheel into the room in a uniform laminar airflow.



TANGENTIAL BLOWER WHEEL PROVIDES UNIFORM LAMINAR AIRFLOW OVER A WIDE PATH FOR FASTER, MORE EVEN AIR DISTRIBUTION THROUGHOUT THE ROOM WITH IMPROVED SOUND LEVELS.



3 SPEED FAN

Friedrich is the only major PTAC brand with 3 fan speeds in cooling and heating mode.

Soft start/stop fan delay feature reduces transitional noise that is usually associated with compressor start-up.



DIGITAL CONTROLS WITH UNIQUE 3 SPEED FAN

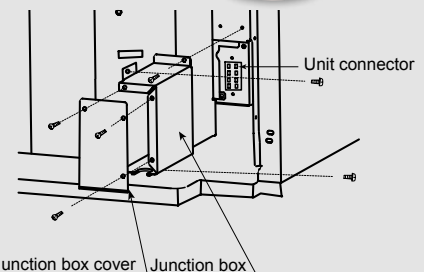

UNIVERSAL HEATER / POWER CORD

All PTAC units ship complete with the standard power cord for that model (7K,9K and 12K = 3.0 kW and 15K = 5.0 kW). If you want to adjust the heater size on any PTAC unit simply unplug the attached power cord and connect the desired size. It is important to ensure that all wiring and building connections are sized properly for the power cord as well.

Universal heater allows installers to change the heat output of the PTAC by changing the power cord, simplifying ordering and installation.

For distributors, this means stocking one PTAC model and the 2 optional cords in place of 3 separate PTACs.

POWER CORD IS AS EASY TO CONNECT AS A PHONE JACK



Comfort & Productivity

- Intuitive unit controls are easy to operate
- Constant room comfort monitoring
- "Instant Heat" heat pump mode quickly heats a room to the desired temperature for increased comfort
- Even heat monitoring checks room temperature and automatically adds heat boost if necessary
- The digital control panel will automatically run the fan to briefly sample the room temperature every nine minutes to ensure desired conditions are maintained


Durability

- Durable front panel with break proof control door and design
- Room freeze protection-heat initiated if temperature falls to 40°F in an unoccupied room, raising temperature to 46°F
- Random compressor restart protects electrical systems from overload when power is restored
- Tamper-resistant grille
- Durable, powder coat paint finish
- Indoor coil frost sensor protects the compressor to lengthen the life of the unit
- Diamonblue technology anti-corrosion protection treatment provides added endurance and protection in coastal or corrosive environments

Sound Reduction Technology

- Two permanently lubricated fan motors for added durability and quiet operation
- Quiet, efficient rotary compressor mounted with vibration isolators to keep the compressor running smoothly and quietly.

FITS OTHER PTAC SLEEVES WITHOUT THE ADDED EXPENSE OF A BAFFLE KIT.



IMPORTANT NOTE: SLEEVES ARE SOLD AND SHIPPED SEPARATELY TO ACCOMMODATE NEW CONSTRUCTION AND REPLACEMENT REQUIREMENTS.

Maintenance & Installation Features

- Universal heaters with heat capacities determined by the power cord used with the unit; achieve up to 48 PTAC SKUs with 16 units by changing the power cord size
- Service error code memory storage facilitates improved unit diagnostics.
- Emergency heat override ensures heat mode operation even in the unlikely event of compressor failure
- Maintenance friendly design with easy access to components for cleaning and repairs including lift-out air filters
- Operating range 0°-115° F. (Field-supplied modifications to extend operating range. Contact FAC customer service)

Energy Usage & Management

- EERs up to 12.0; COPs up to 3.4 for increased energy savings
- Owners and operators have the flexibility to set separate heat and cool range limits
- Desk control ready allowing hotel owners to control units from a central location
- Electronic defrost control ensures more run time in the efficient heat pump mode




Health & IAQ

- Fresh air damper control to bring in fresh outside air when desired
- Washable, antimicrobial air filters



DIAMONBLUE ADVANCED CORROSION PROTECTION

Treatment protects the outdoor coil against deterioration and extends the life of the unit especially in harsh coastal environments.

250 V Receptacles and Fuse Types			
AMPS	15	20	30
HEATER SIZE	0, 2.0 kW	3.0 kW	5.0 kW
RECEPTACLE			



5 YEAR WARRANTY
On the sealed refrigeration system. Limitations apply. Refer to warranty documentation for details.

SLEEK NEW STYLING



EASY-TO-CLEAN ANTIMICROBIAL AIR FILTERS ARE TOP-MOUNTED FOR QUICK ACCESS AND PROTECT AGAINST FUNGAL AND BACTERIAL GROWTH.



REMOTE THERMOSTAT READY, OPERATES WITH OPTIONAL FRIEDRICH DIGITAL REMOTE THERMOSTAT FOR USER CONVENIENCE. (RT6)

OPTIONAL ACCESSORIES

WALL SLEEVE

PDXWS

Galvanized steel is prepared in a state-of-the-art, multistep process for stronger paint adhesion, then powder coated with a polyester finish and cured in an oven for exceptional durability. The wall sleeve is insulated for thermal efficiency and noise reduction. 16" x 42" x 13 3/4"



STANDARD GRILLE

PXGA

Standard, stamped, anodized aluminum to resist chalking and oxidation.



DEEP WALL SLEEVE EXTENSION

PXWE

A four-inch deep, anodized aluminum extension that attaches to the outside of the wall sleeve when the wall is greater than 13 1/4" thick (11 3/4" when a subbase is used, and 12 1/4" when a lateral duct is used).



PDXWS EXT

One piece extended wall sleeve for walls 13 1/4" -26" deep are available by special order

DIGITAL REMOTE THERMOSTAT

RT6 Digital, two stage thermostat features high/low fan speed switch. Thermostat is hard wired and can be battery powered or unit powered. Features backlit display and multiple configuration modes. Mounts to wall for control of unit.



REMOTE THERMOSTAT ESCUTCHEON KIT

PDXRTA

Kit contains ten escutcheons that can be placed over the factory control buttons when a remote wall mounted thermostat is used. The escutcheon directs the user to the wall thermostat for operation and retains the LED window to display error codes and diagnostic information.



PXFTA

10 pack of antimicrobial air filters



SLEEVE EXTENSION RETROFIT KIT

PXSE

2 1/4" sleeve extension attached to the room side of the sleeve to allow for the installation of a PD-series Friedrich PTAC in a 11 1/2" deep T-series sleeve.



ARCHITECTURAL GRILLES

Architectural grilles that consist of heavy gauge 6063-T5 aluminum alloy

PXAA Clear extruded aluminum.
 PXBG Beige acrylic enamel.
 PXSC Available in custom colors.



PXAA

DECORATIVE SUBBASE (black)

PXSB

Provides unit support for walls less than six inches thick. Includes leveling legs, side filler panels and mounting brackets for electrical accessories. Accepts circuit breaker, power disconnect switch and conduit kit.



ELECTRICAL SUBBASE

Provides unit support for walls less than six inches thick. Includes leveling legs, side filler panels, mounting brackets, a plug-in receptacle and field-wiring access. The subbase also includes electrical knockouts for a power disconnect switch or circuit breaker.

PXSB23020	230V 15/20A
PXSB23030	230V 30A
PXSB26520	265V 15/20A
PXSB26530	265V 30A

CONDENSATE DRAIN KIT

PXDR10

Attaches to the bottom of the wall sleeve for internal draining of condensate or to the rear wall sleeve flange for external draining. Recommended for all units to remove excess condensate. Packaged in quantities of ten.



CONDUIT KIT WITH JUNCTION BOX

PXCJA


Hard wire conduit kit with junction box for 208/230V and 265V units (subbase not required). Kit includes a means of quick disconnect for easy removal of the chassis.

*Required for 265V installations.



POWER CORDS

PXPC23000	LCDI 230V 15A Cord - 00 kW (for use PDE models only)
PXPC23015	LCDI 230V 15A Cord - 2.0 kW
PXPC23020	LCDI 230V 20A Cord - 3.0 kW
PXPC23030	LCDI 230V 30A Cord - 5.0 kW
PXPC26515	Non-LCDI 265V 15A Cord - 2.0 kW
PXPC26520	Non-LCDI 265V 20A Cord - 3.0 kW
PXPC26530	Non-LCDI 265V 30A Cord - 5.0 kW



SPECIFICATIONS

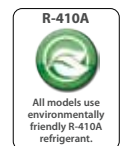
PDE Series

Model		PDE07K	PDE07R	PDE09K	PDE09R	PDE12K	PDE12R	PDE15K	PDE15R
PERFORMANCE DATA:									
Cooling Btu		7700/7600	7700	9000/8800	9000	12000/11800	12000	15000/14600	15000
Cooling Watts		640/620	640	800/770	800	1120/1120	1120	1530/1510	1530
Energy Efficiency Ratio	EER	12.0/12.2	12.0	11.3/11.4	11.3	10.7/10.5	10.7	9.8/9.7	9.8
Moisture Removal	Pts./Hr.	1.7	1.7	2.2	2.2	2.7	2.7	3.2	3.2
Sensible Heat Ratio		0.84	0.84	0.81	0.81	0.67	0.67	0.65	0.65
ELECTRICAL DATA:									
Voltage (1 PHASE, 60 Hz)		230/208	265	230/208	265	230/208	265	230/208	265
Volt Range		253-187	292-239	253-187	292-239	253-187	292-239	253-187	292-239
Current	Amps	2.8/3.0	2.4	3.7/3.9	3.7	5.1/5.3	4.8	6.7/7.5	5.9
Power Factor		0.97	0.99	0.99	0.99	0.99	0.99	0.99	0.99
Compressor LRA		19.0	12.0	17.0	18.0	27.0	23.0	32.6	27.8
Compressor RLA		2.8	2.4	3.7	2.9	5.0	4.3	6.6	5.6
Fan Motor	HP	0.024	0.024	0.029	0.029	0.031	0.031	0.031	0.031
AIRFLOW DATA:									
Indoor CFM, HIGH		345/315	345	360/345	360	360/350	360	385/375	385
Indoor CFM, MED		320/290	320	330/305	330	330/310	330	360/330	360
Indoor CFM, LOW		295/265	295	300/270	300	310/280	310	320/290	320
CFM		75	75	75	75	75	75	75	75
PHYSICAL DATA:									
Dimensions	In.	16x42x13 3/4	16x42x13 3/4	16x42x13 3/4	16x42x13 3/4	16x42x13 3/4	16x42x13 3/4	16x42x13 3/4	16x42x13 3/4
Net Weight	Lbs.	106	106	111	111	116	116	119	119
Shipping Weight	Lbs.	126	126	131	131	136	136	139	139
R-410A Charge	Oz.	23.63	24.69	33.51	33.51	35.27	35.98	38.1	40.21
Dimensions with Packaging	In.	19.75x23x 43.5 (all models)							

PDH Series

Model		PDH07K	PDH07R	PDH09K	PDH09R	PDH12K	PDH12R	PDH15K	PDH15R
PERFORMANCE DATA:									
Cooling	Btu	7700/7600	7700	9000/8800	9000	12000/11800	12000	14500/14200	14500
Cooling Watts		640/620	640	800/770	800	1120/1120	1120	1480/1460	1480
Energy Efficiency Ratio	EER	12.0/12.2	12	11.3/11.4	11.3	10.7/10.5	10.7	9.8/9.7	9.8
Reverse Heating	Btu	6300/6100	6300	8100/7900	8100	10700/10500	10700	13300/13000	13300
Heating Watts		540/530	540	720/770	720	1010/990	1010	1300/1270	1300
COP		3.4/3.4	3.4	3.3/3.3	3.3	3.1/3.1	3.1	3.0/3.0	3.0
Moisture Removal	Pts./Hr.	1.7	1.7	2.2	2.2	2.7	2.7	3.2	3.2
Sensible Heat Ratio		0.84	0.84	0.81	0.81	0.67	0.67	0.65	0.65
ELECTRICAL DATA:									
Voltage (1 PHASE, 60 Hz)		230/208	265	230/208	265	230/208	265	230/208	265
Volt Range		253-187	292-239	253-187	292-239	253-187	292-239	253-187	292-239
Current	Amps	2.8/3.0	2.4	3.7/3.9	3.7	5.1/5.3	4.8	6.7/7.5	5.7
Reverse Heat	Amps	2.4/2.5	2.1	3.4/3.8	3.4	4.5/4.7	4.5	5.8/6.2	5.0
Power Factor		0.97	0.99	0.99	0.99	0.99	0.99	0.98	0.98
Compressor LRA		19.0	12.0	18.5	19.0	27.00	23.0	36.0	26.0
Compressor RLA		2.8	2.4	3.6	3.2	5.0	4.3	6.5	5.3
Fan Motor	HP.	0.024	0.024	0.029	0.029	0.031	0.031	0.031	0.031
AIRFLOW DATA:									
Indoor CFM, HIGH		345/315	345	360/345	360	360/350	360	420/390	385
Indoor CFM, MED		320/290	320	330/305	330	330/310	330	410/380	360
Indoor CFM, LOW		295/265	295	300/270	300	310/280	310	380/350	320
CFM		75	75	75	75	75	75	75	75
PHYSICAL DATA:									
Dimensions	In.	16x42x13 3/4	16x42x13 3/4	16x42x13 3/4	16x42x13 3/4	16x42x13 3/4	16x42x13 3/4	16x42x13 3/4	16x42x13 3/4
Net Weight	Lbs.	108	108	113	113	118	118	121	123
Shipping Weight	Lbs.	128	128	133	133	138	138	141	143
R-410A Charge	Oz.	23.63	24.69	33.51	35.27	35.27	35.98	39.86	36.33
Dimensions with Packaging	In.	19.75x23x 43.5 (all models)							

Due to continuing research in new energy-saving technology, specifications are subject to change without notice. Five-year warranty limited to installations in the United States, Puerto Rico, Mexico and Canada only. See warranty documentation for full details.



Friedrich Air Conditioning Co. | 10001 Reunion Place, Suite 500 | San Antonio, TX 78216 | 800.541.6645 | fax 210.546.0733
www.friedrich.com