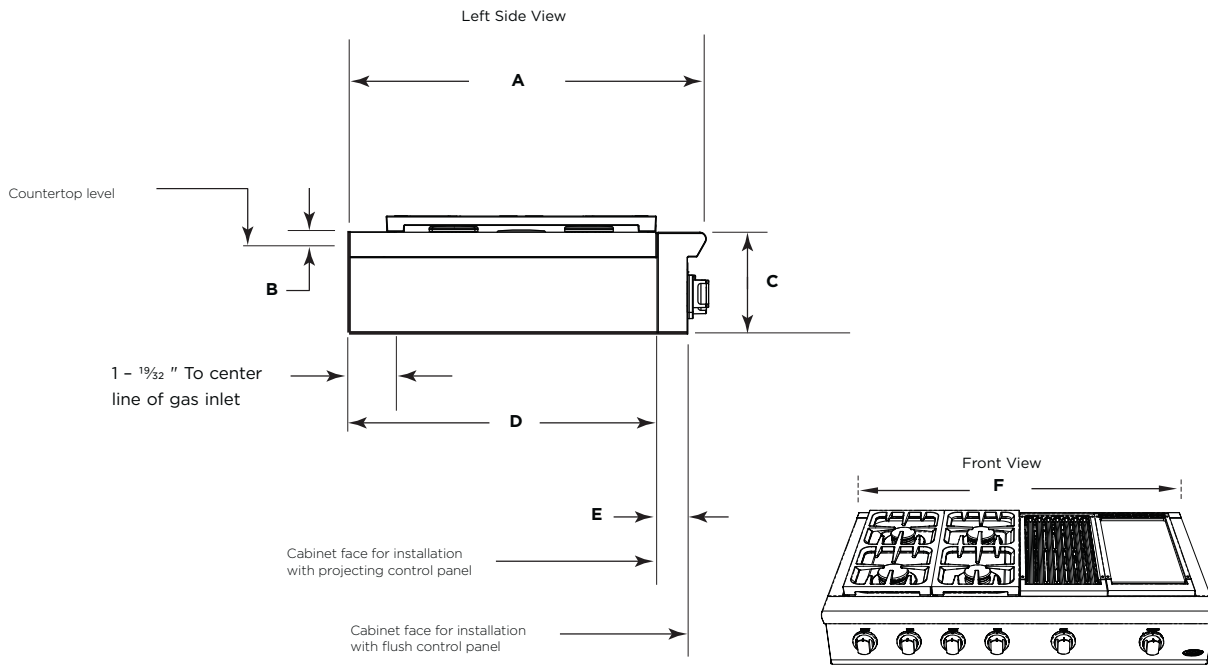




Professional Cooktop Product Dimensions

CPU-48 Models & CPU-36 Models
CPV-48 Models & CPV-36 Models



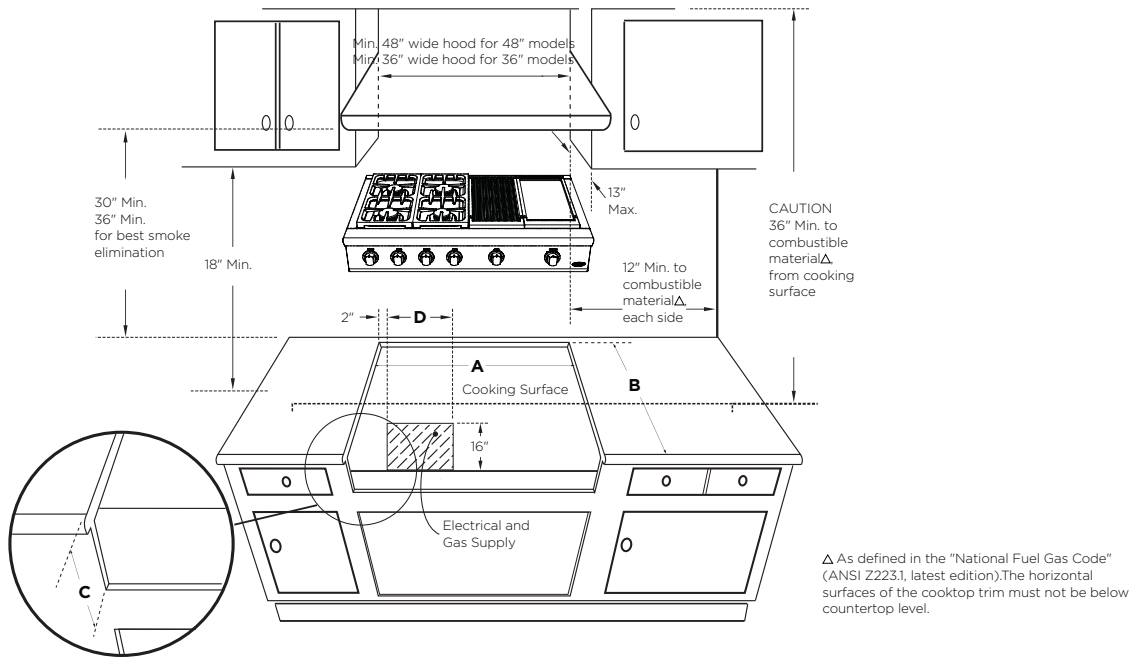
Product Dimensions (inches)

	CPU-48 Models CPV-48 Models	CPU-36 Models CPV-36 Models
A Overall depth of product	28"	28"
B Distance between countertop level and top surface of product (excluding grates)	$\frac{5}{16}$ "	$\frac{5}{16}$ "
C Height of product	$8 - \frac{5}{16}$ "	$8 - \frac{5}{16}$ "
D Depth of product (control panel projecting from cabinet face)	24"	24"
E Depth of control panel	$2 - \frac{1}{2}$ "	$2 - \frac{1}{2}$ "
F Overall width of product	$47 - \frac{7}{8}$ "	$35 - \frac{7}{8}$ "



Professional Cooktop Cabinetry Dimensions

CPU-48 Models & CPU-36 Models
CPV-48 Models & CPV-36 Models



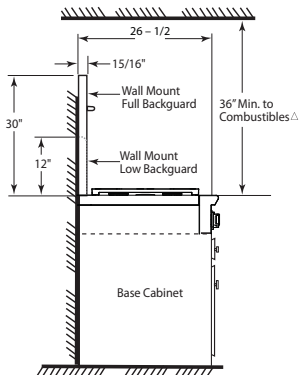
Δ As defined in the "National Fuel Gas Code" (ANSI Z223.1, latest edition). The horizontal surfaces of the cooktop trim must not be below countertop level.

Cabinetry Dimensions (inches)

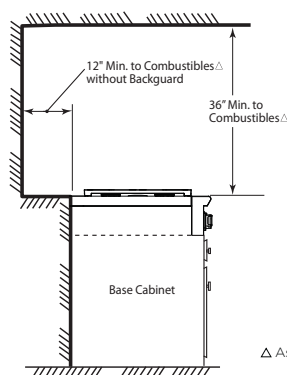
	CPU-48 Models CPV-48 Models	CPU-36 Models CPV-36 Models
A Min. Width of cabinetry opening	48"	36"
B Maximum depth from wall to cabinet face	24" or 26 - 1/2"*	24" or 26 - 1/2"*
C Height from bottom of cabinet cutout to counter surface	8"	8"
D Width of electrical and gas supply area	17"	7"

* 24" for installation with projecting control panel, 26 - 1/2" for installation with flush control panel.

Standard counter top installation



Deep counter or island installation



Δ As defined in the "National Fuel Gas Code" (ANSI Z223.1, latest edition).