

# 36" Gas Cooktop

## 500 Series - Stainless Steel

### NGM5655UC



#### Features and Benefits

##### Design

- Heavy-Duty Metal Knobs for a Premium Look and Feel
- Low-Profile Design for an Integrated Appearance
- Centralized Controls for Easy Use and Intuitive Operation of the Cooktop
- Cooktop Design Coordinates with Bosch Ovens and Ventilation

##### Performance

- Powerful 16,000 BTU Burner for Faster Boiling Time

##### Convenience

- Sealed Burners Prevent Spills from Entering the Burner Box
- Push-to-Turn Knobs
- Automatic Electronic Re-Ignition --In Case Flame Goes Out, the Burner is Automatically Re-Ignited
- LP Conversion Kit Included for Easy Conversion from Natural Gas to Liquid Propane

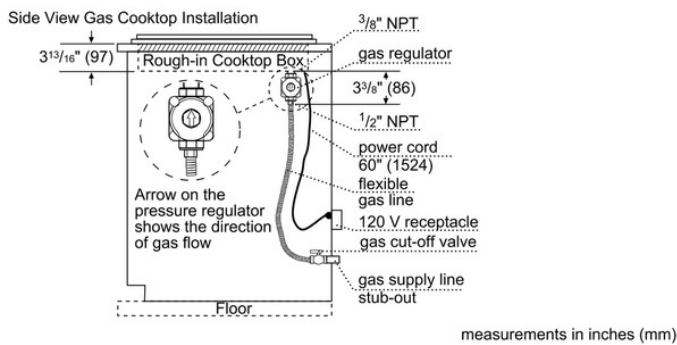
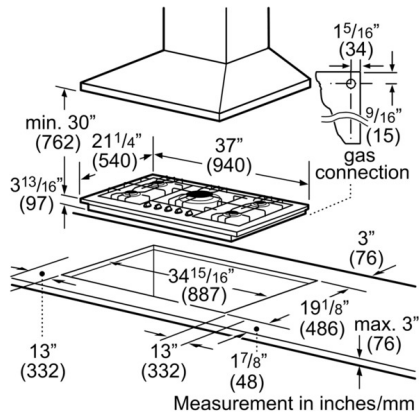
Notes: All height, width and depth dimensions are shown in inches. \*Please refer to installation instructions prior to making cutout. BSH reserves the absolute and unrestricted right to change product materials and specifications, at any time, without notice. Consult the product's installation instructions for final dimensional data and other details. Applicable product warranty can be found in a accompanying product literature or you may contact your account manager for further details.

For more information on our entire line of products, go to [boschappliances.com](http://boschappliances.com) or call 1-800-944-2904.

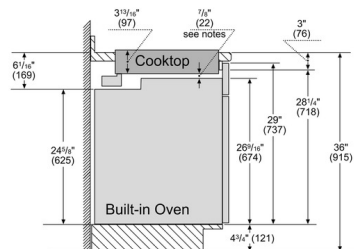
Copyright ©2014 BSH Home Appliances Corporation. All rights reserved. Bosch is a registered trademark of Robert Bosch GmbH.

Litho Date: 03/2014

# 36" Gas Cooktop 500 Series - Stainless Steel NGM5655UC



30" Built-in oven - under gas cooktop



**Notes:**

Dimensions based on standard countertop height (36" with 4 1/4" toe kick including base plate).

The built-in oven can be installed below the gas cooktop as long as there is no contact between the bottom of the cooktop and the top of the oven.

measurements in inches (mm)

## Features

Knob Material	Full metal
Sealed Burners	Yes
Burners with booster	
Type of grate	Cast iron
Total BTU load	57500
LP Gas Connection Rating (BTU)	47300
Power of 1st heating element (kW in boost)	
Dimension of 1st heating element (in)	
Power of 2nd heating element (kW in boost)	
Dimension of 2nd heating element (in)	
Power of 3rd heating element (kW in boost)	
Dimension of 3rd heating element (in)	
Power of 4th heating element (kW in boost)	
Dimension of 4th heating element (in)	
Power of 5th heating element (kW in boost)	
Dimension of 5th heating element (in)	
Power of 6th heating element (kW in boost)	
Dimension of 6th heating element (in)	

## Technical Specification

UPC code	825225906896
Variant color	Stainless steel
Energy source	Gas
Gas type	Natural gas 15 mbar (USA)
Alternative gas type	Liquid gas 27,5 mbar (USA)
Watts (W)	360
Current (A)	15
Volts (V)	120
Frequency (Hz)	60
Approval certificates	CSA
Power Cord Length	60"
Plug type	120V-3 prong
Required cutout size (HxWxD) (in)	3 13/16" x 34 15/16" x 19 1/8"
Minimum distance from counter front (in)	1 7/8"
Minimum distance from rear wall (in)	3"
Overall appliance dimensions (HxWxD) (in)	+3 13/16" x 37" x 21 1/4"
Product packaging dimensions (HxWxD) (in)	8 3/8" x 43 1/8" x 24 3/4"
Net weight (lbs)	39
Gross weight (lbs)	51
Total number of cooktop burners	5

**Notes:** All height, width and depth dimensions are shown in inches. \*Please refer to installation instructions prior to making cutout. BSH reserves the absolute and unrestricted right to change product materials and specifications, at any time, without notice. Consult the product's installation instructions for final dimensional data and other details. Applicable product warranty can be found in a accompanying product literature or you may contact your account manager for further details.

For more information on our entire line of products, go to [boschappliances.com](http://boschappliances.com) or call 1-800-944-2904.

Copyright ©2014 BSH Home Appliances Corporation. All rights reserved. Bosch is a registered trademark of Robert Bosch GmbH.

Litho Date: 03/2014