



COYOTE 

Designed to Endure

This weapon's simple, durable design made it last generations.  
Your Coyote grill will do the same.



# *DURABLE HAS NEVER BEEN THIS BEAUTIFUL.*

Coyote Outdoor Living, a new line of ultra high-quality products for outdoor living.

---

Our new series of Coyote™ grills offers feature-rich outdoor kitchen equipment that will last a lifetime, all in an elegant, timeless style.

High-quality, professional grade grilling is a complex art form—if just one of a dozen different factors goes wrong, the whole system will fail. That's why Coyote™ focuses so intensely on even the most minute details. Not only do we design impressive and unique features like interior lighting, sear burners, and rotisserie roasters, we

also take great pride in things like the construction materials and methods. Every grill box offers fully-welded seams and only uses premium-grade stainless steel, which has a high chromium content allowing it to maintain a rigid crystalline structure at very high temperatures.

The result is an affordable grill that looks beautiful in any setting and consistently produces professional-quality cuisine, year after year. No matter the season, the meat, the chef, or the method, Coyote™ grills always bring the heat.

## Coyote Series Overview

---



**C-SERIES:** Model No. CCX2LP & CCX2NG  
*28" COYOTE C-SERIES GRILL HEAD*



**C-SERIES:** Model No. CC3LP & CC3NG  
*34" COYOTE C-SERIES GRILL HEAD*



**S-SERIES:** Model No. CS(L)36LP & CS(L)36NG  
*36" COYOTE S-SERIES GRILL  
WITH/WITHOUT LED LIGHTS*



**S-SERIES:** Model No. CSL42LP & CSL42NG  
*42" COYOTE S-SERIES GRILL WITH  
LED LIGHTS*



**H-SERIES:** Model No. CH50LP & CH50NG  
*50" COYOTE CENTAUR™ GAS AND  
CHARCOAL GRILL*

# C-SERIES

---



The Coyote C-Series meets the needs of even the most demanding grill masters. With stainless steel construction and beautiful satin nickel finish it will be the center point of any outdoor kitchen. C-Series grills come standard with premium-grade stainless steel burners, grates, warming rack, interior hood lights and the flavor-building performance of our Heat Control Grids™.

## C-Series Grill Standard Features

---

- Premium stainless steel construction
- Stainless steel burners, grates and component parts
- Double walled stainless steel hood
- Continuous weld on grill box with seamless edging
- Stainless steel warming rack and Heat Control Grids™
- Interior grill lighting

## 28" C-Series Grill

---

- 2 high performance Coyote iBurners™
- 640 sq. in. cooking area
- Up to 40,000 BTU
- Also available as fully assembled free standing grill in a box
- Cutout dimensions: 11" × 25" × 20.5"
- Overall dimensions: 22.5" × 28" × 23.75"

## 34" C-Series Grill

---

- 3 high performance Coyote iBurners™
- 780 sq. in. cooking area
- Up to 60,000 BTU
- Cutout dimensions: 11" × 31" × 20.5"
- Overall dimensions: 22.5" × 34" × 23.75"

*Stainless steel carts are available for all grill heads. Custom made grill covers and insulated grill jackets are also available.*





## **CCX2-FS**

The new Coyote CCX2 makes outdoor living a reality virtually anywhere... without compromising design or performance.









# S-SERIES



As the top line of Coyote™ grills, the S-Series combines all the power and function of an ultra high-end grill with the design and durability of a Coyote™. Every S-Series grill includes a variety of luxury features, such as interior grill lighting, rotisserie kit, and smoker box, as well as a rear infrared burner and our RapidSear™ burner for locking in the natural juices and nutrients found in high-quality meat.

## S-Series Grill Standard Features

---

- Premium stainless steel construction
- Stainless steel burners, grates and component parts
- Double walled stainless steel hood
- Interior grill lighting
- Continuous weld on grill box with seamless edging
- Stainless steel warming rack and Heat Control Grids™
- Rotisserie kit and smoker box
- LED illuminated knobs (optional on 36" grill)

## 36" S-Series Grill

---

- 3 high performance Coyote iBurners™
- 1 infrared rear burner
- Coyote RapidSear™ burner
- 875 sq. in. cooking area
- Up to 95,000 BTU
- Cutout dimensions: 11" × 32.5" × 20.5"
- Overall dimensions: 22.5" × 35.5" × 23.75"

## 42" S-Series Grill

---

- 4 high performance Coyote iBurners™
- 1 infrared rear burner
- Coyote RapidSear™ burner
- 1275 sq. in. of cooking area
- Up to 115,000 BTU
- Cutout dimensions: 11" × 39.5" × 20.5"
- Overall dimensions: 22.5" × 42" × 23.75"

*Stainless steel carts are available for all grill heads. Custom made grill covers and insulated jackets are also available.*



# 50" COYOTE CENTAUR™ GAS AND CHARCOAL/SMOKER GRILL

---



We call it "The Centaur" after the powerful, mythical half man - half horse. The Coyote™ dual fuel Hybrid grill is the ultimate grill for the "renaissance" outdoor chef. Choose the ultra-premium power, function and performance of a Coyote™ gas grill or go for the flavorful, authentic experience of cooking on or smoking in a Coyote™ charcoal grill, or use both options at once... The choice is yours.

## HYBRID GRILL FEATURES

---

- Premium stainless steel construction
- Stainless steel grates, component parts and warming rack
- Double walled stainless steel hood on each side
- Continuous weld on grill box with seamless edging

## GAS GRILL FEATURES

---

- LP/NG Specific
- 2 high performance Coyote™ iBurners™
- Over 600 sq. in. cooking area
- Up to 40,000 BTU
- Interior grill lighting
- Performance enhancing Heat Control Grids™

## CHARCOAL/SMOKER GRILL FEATURES

---

- Over 600 sq. in. cooking area
- Removable commercial tray for easy cleanup
- Adjustable fuel tray for cooking flexibility
- Uses any form of charcoal or wood chips
- Adjustable dampers for controlling air flow



## COYOTE™ SIDE BURNERS



### SINGLE SIDE BURNER

Model No. CSSB (LP/NG)

- (1) 15,000 BTU Brass Burner
- Stainless steel cover included
- Cutout: 10.5" × 10.5" × 14"
- Overall: 13.25" × 11.5" × 17"



### DUAL SIDE BURNER

Model No. CDSB (LP/NG)

- (2) 30,000 BTU Brass Burner
- Stainless steel cover included
- Cutout: 10.5" × 12" × 20.5"
- Overall: 13.25" × 13.25" × 23"

*Custom made side burner covers are also available.*

## COYOTE™ POWER BURNER



### POWER BURNER

Model No. CPB (LP/NG)

- Dual-valve burner with up to 60k BTU output
- Stainless Steel lid included
- Simmer performance at 1k BTU
- Teppanyaki/Wok optional
- Cutout - 11.5 x 21 x 22.5
- Overall - 12.75 x 24 x 26



## WARMING DRAWER

Model No. CWD

- Outdoor-rated ETL certified
- Internal electric heating element
- 30" Overall width



## GRIDDLE

Model No. CGRDL

- 14" commercial grade griddle
- Compatible with all Coyote Grills
- Easy cleanup removable drip tray



# SINGLE ACCESS DOORS



## **17" × 24" SINGLE ACCESS DOOR**

Model No. CSA1724

- Premium stainless steel construction with beveled trim
- 17" hinge side access door



## **24" × 17" SINGLE ACCESS DOOR**

Model No. CSA2417

- Premium stainless steel construction with beveled trim
- 24" hinge side access door



## **20" × 14" SINGLE ACCESS DOOR**

Model No. CSA2014

- Premium stainless steel construction with beveled trim
- 20" hinge side access door



## **14" × 20" SINGLE ACCESS DOOR**

Model No. CSA1420

- Premium stainless steel construction with beveled trim
- 14" hinge side access door



## DOUBLE ACCESS DOORS



### 26" DOUBLE ACCESS DOORS

Model No. CDA2426

- Premium stainless steel construction with beveled trim
- Magnetic latches for easy closing



### 31" DOUBLE ACCESS DOORS

Model No. CDA2431

- Premium stainless steel construction with beveled trim
- Paper towel holder inside door
- Magnetic latches for easy closing



### 39" DOUBLE ACCESS DOORS

Model No. CDA2439

- Premium stainless steel construction with beveled trim
- Paper towel holder inside door
- Magnetic latches for easy closing

## ADDITIONAL ACCESSORIES



### PAPER TOWEL HOLDER

Model No. CPTH

- Stainless steel construction
- Fits any size paper towel
- Convenient and easy to install
- Beveled trim

# DRAWERS



## SINGLE STORAGE DRAWER

Model No. CSSD

- Premium stainless steel construction with beveled trim
- Easy open drawer
- Additional shelf space within drawer
- Large storage space



## PULLOUT DRAWER

Model No. CPOD

- Premium stainless steel construction with beveled trim
- Extendable drawers on rollers
- Interior of drawer includes cut-out to secure tank
- Holds standard round garbage can
- Professional-style door handle



## TWO-DRAWER CABINET

Model No. C2DC

- Premium stainless steel construction with beveled trim
- Easy open drawers
- Large storage space within each drawer



## THREE-DRAWER CABINET

Model No. C3DC

- Premium stainless steel construction with beveled trim
- Extended drawers on rollers facilitates smooth operation
- Rigid welded construction to ensure strength and longevity
- Professional-style door handles

# COYOTE™ COMBINATION STORAGE SOLUTIONS



## COMBO DRAWERS

Model No. CCD-POD

- Pull out Drawer plus Double Access Doors



## COMBO DRAWERS

Model No. CCD-2DC


- Two Drawer Cabinet plus Double Access Doors



## COMBO DRAWERS

Model No. CCD-WD

- Warming Drawer plus Pull out Drawer plus Single Storage Drawer





# REFRIGERATION AND REFRESHMENT



## REFRESHMENT CENTER

Model No. CRC

- Premium stainless steel construction
- 30" overall width
- Includes drop-in cooler with drain
- Removable Condiment tray insert for drop-in cooler
- Convenient bottle shelf, towel holder and bottle opener
- Cutting board accessory for sink



## OUTDOOR REFRIGERATOR

Model No. CBIR-L / CBIR-R

The Outdoor Refrigerator comes in a sleek stainless steel exterior for great aesthetics at a great value. This elegant and smart model features large shelves, automatic defrost, interior light, and an adjustable thermostat.

- Outdoor rated, free-standing refrigerator
- Automatic defrost
- Stainless steel exterior
- Capacity of 4.1 Cubic feet
- Interior light and adjustable thermostat
- Front vented for built-in application
- Left or Right hinge swing



## DROP-IN COOLER

Model No. CDIC

- Stainless steel construction
- Stainless steel hinged lid with / high quality lid seal
- Fully insulated
- Holds cans and/or bottles
- Drain hole included
- Beveled trim



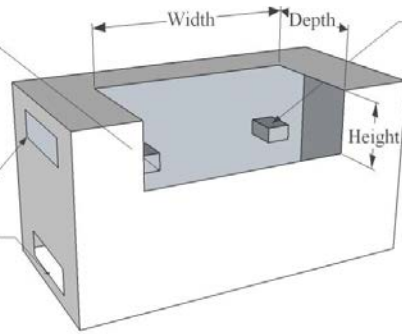




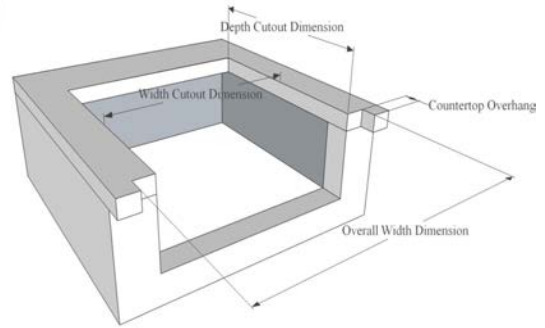




All Electrical Transformers plug into the grill behind the control panel on the left side, if you are looking at the grill from the front.



All Gas Line Connection are at the rear bottom right of the grill, if you are looking at the grill from the front.



**Ventilation of Island:**

- \*Minimum of 2 vents for an island.
- \*Each vent must be at least 20 sq in.
- \*Alternate sides of the island is preferred for cross-ventilation.
- \*See Owners Manual for full details

**Clearance to Combustible Construction:**

When choosing a location for your gas grill, you should not locate it under any combustible construction. The side, bottom, and back of the grill should not be any closer than 24" to combustible material.

Model	Product Description	Cutout Dimensions			Overall Dimensions			Total BTU Ratings		Electrical Outlets Needed (110V)	
		Height	Width	Depth	Height	Width	Depth	LP	NG	Rotisserie	Lights
<b>Grills</b>											
CC2	28" Grill	11"	25"	20 1/2"	22 1/2"	28"	23 3/4"	40,000	40,000	No	No
CCX2	28" Grill with Hood Lights	11"	25"	20 1/2"	22 1/2"	28"	23 3/4"	40,000	40,000	No	Qty 1
CC3	34" Grill with Hood Lights	11"	31"	20 1/2"	22 1/2"	34"	23 3/4"	60,000	60,000	No	Qty 1
CS36	36" Grill with Hood Lights	11"	32 1/2"	20 1/2"	22 1/2"	35 1/2"	23 3/4"	95,000	95,000	Qty 1	Qty 1
CSL36	36" Grill with Hood & LED Lights	11"	32 1/2"	20 1/2"	22 1/2"	35 1/2"	23 3/4"	95,000	95,000	Qty 1	Qty 2
CSL42	42" Grill with Hood & LED Lights	11"	39 1/2"	20 1/2"	22 1/2"	42"	23 3/4"	115,000	115,000	Qty 1	Qty 2
CH50	50" Hybrid Grill with Hood Lights	13"	47 3/4"	20 1/2"	22 1/2"	50"	23 3/4"	40,000	40,000	No	Qty 1
<b>Side Burners</b>											
CS SB	Coyote Single Side Burner	11"	10 1/8"	13 5/8"	13"	11 3/8"	17"	15,000	15,000	No	No
CDSB	Coyote Dual Side Burner	11"	11 7/8"	20 1/4"	13"	13 1/8"	23 1/4"	30,000	30,000	No	No
CPB	Coyote Power Burner	11 1/2"	21"	22 1/2"	12 3/4"	24"	26"	60,000	60,000	No	No
<b>Insulated Jackets</b>											
CJAKTCC2	Insulated Jacket for CC2	11 1/4"	28 1/4"	21 3/4"	11"	30 3/4"	22 1/4"	For Combustible Construction			
CJAKTCC3	Insulated Jacket for CC3	11 1/4"	34 1/4"	21 3/4"	11"	36 3/4"	22 1/4"	For Combustible Construction			
CJAKTCS36	Insulated Jacket for CS36	11 1/4"	35 3/4"	21 3/4"	11"	38 1/4"	22 1/4"	For Combustible Construction			
CJAKTCS42	Insulated Jacket for CS42	11 1/4"	42 1/2"	21 3/4"	11"	45"	22 1/4"	For Combustible Construction			
<b>Access Doors</b>											
CDA2426	26" Double Access Door	20 1/2"	20 3/4"	N/A	24"	24 1/4"	3"	N/A			
CDA2431	31" Double Access Door	20 1/2"	26 1/2"	N/A	24"	30"	3"	N/A			
CDA2439	39" Double Access Door	20 1/2"	34 1/2"	N/A	24"	38"	3"	N/A			
CSA2014	Single Access Door 20" x 14"	20 1/2"	14 1/2"	N/A	22"	16"	3"	N/A			
CSA1420	Single Access Door 14" x 20"	14 1/2"	20 1/2"	N/A	16"	22"	3"	N/A			
CSA2417	Single Access Door 24" x 17"	24 1/2"	17 1/2"	N/A	27"	20"	3"	N/A			
CSA1724	Single Access Door 17" x 24"	17 1/2"	24 1/2"	N/A	20"	27"	3"	N/A			
<b>Drawers</b>											
C3DC	3 Drawer Cabinet	24 1/2"	16 3/4"	17 1/4"	26"	18 3/4"	18"	N/A			
CSSD	Single Storage Drawer	13 1/2"	31 1/2"	20 1/2"	15"	32 1/2"	21 1/4"	N/A			
C2DC	2 Drawer Cabinet	20 1/2"	14 1/2"	17 1/2"	22"	16 1/4"	18"	N/A			
CPOD	LP Tank or Trash Drawer	20 1/2"	14 1/4"	17 1/2"	22"	18"	18"	N/A			
CPTH	Paper Towel Holder	8 1/4"	13 1/2"	8"	10"	15"	9"	N/A			
CWD	Warming Drawer	9 1/2"	28 1/4"	23 1/2"	10 3/4"	29 1/2"	26 3/4"	Qty 1 Plug Needed - unit is 450 Watt			
<b>Combo Drawers</b>											
CCD-2DC	Double Drawer Combo	20 1/4"	43 3/8"	17 1/8"	24 1/8"	45 1/4"	18 3/8"	N/A			
CCD-POD	Pull Out Drawer Combo	20 3/8"	43 3/8"	16 1/4"	24 1/8"	45 1/4"	17 1/2"	N/A			
CCD-WD	Warming Drawer Combo	19 1/2"	40 5/8"	25 1/4"	20 3/4"	42 1/8"	26 1/2"	Qty 1 Plug Needed - unit is 450 Watt			
<b>Refrigeration &amp; Refreshment Centers</b>											
CBIR	4.1 Outdoor Refrigerator	33 5/8"	20 3/4"	23"	33 1/2"	20 1/2"	22 3/4"	Qty 1 Plug Needed - Vented Bottom Front			
CDIC	Drop In Cooler	12"	23 1/4"	17 1/4"	15"	25"	18"	Can be turned in either direction			
CRC	Refreshment Center	10"	29 1/4"	22 3/4"	10 3/4"	30 1/4"	29"	Drain Hose Included			

**Cutout Dimensions:** Build your bbq island to these specifications to ensure proper fit of the product being used.  
**Overall Dimensions:** Describe the actual dimensions of the product once it is resting/installed in a bbq island.  
**Clearance to Combustibles:** The dimensions required by the manufacturer for clearance to combustible materials.  
**Total BTU Ratings:** These numbers show the total volume of gas used by the product while operating at full capacity

**Important Note to Consumer:** This flysheet is not intended to replace your Owners' Manual which contains specific safety requirements and consumer guidelines. Please refer to your Owners' Manual prior to operating your built-in bbq. All grills listed are intended for outdoor use only and are not intended to be installed in or on recreational vehicles or boats.



**COYOTE** 

Visit us at [www.coyoteoutdoorliving.com](http://www.coyoteoutdoorliving.com)

