




**Speed Queen®**  
*Laundry — it's all we do.*







# Contents

Introduction.....	2
-------------------	---

## **Product Highlights and Strengths**

Top Load Washers.....	6
Horizon® Front Load Washers.....	8
Dryers.....	10
Stack Washer/Dryers.....	12
Stack Dryer/Dryers.....	14
The Imperial Series.....	16

## **Product Specification Sheets**

Top Load Washer.....	20
Horizon® Front Load Washer.....	22
Dryer.....	24
Stack Washer/Dryer.....	26
Stack Dryer/Dryer.....	28
Accessories.....	30
Warranty.....	31
Web Site.....	33

For 100 years and counting, Speed Queen has been a leading name in laundry equipment.

Our heritage dates back to 1908 as one of the first manufacturers of home laundry equipment. Today, we're a world-leading producer of home and commercial washers and dryers. Our reputation is for manufacturing durable, long-lasting, quality laundry equipment.

Speed Queen washers and dryers for the home boast the same designs and hardened components used to withstand the demanding requirements of coin and apartment laundries around the world.

When you're looking for reliable laundry equipment with an exceptional reputation, look to the experts at Speed Queen. Laundry — it's all we do.





for a truly cleaner wash...  
**SPEED QUEEN**  
 WASHERS - DRYERS

**Speed Queen**

Invites you to consider an investment in your future

The growing two billion dollar a year coin operated laundry and dry cleaning business

**Speed Queen**



Water conservation.  
 How you can turn one of today's most pressing problems into a Speed Queen Sale.

Water conservation, our stainless steel tub...  
 of the best warranty programs in the industry. If you're not satisfied, we'll give you one!

Speed Queen  
 COIN & CARD-OPERATED  
 Topload Washers

SW1110	SW1220	SW1221
SW1120	SW1221	SW1222
SW1121	SW1222	SW1223
SW1210	SW1223	SW1224
SW1211	SW1224	SW1225
SW1212	SW1225	SW1226
SW1213	SW1226	SW1227
SW1214	SW1227	SW1228
SW1215	SW1228	SW1229
SW1216	SW1229	SW1230

**facts**  
 about the NEW  
**SPEED QUEEN**  
 Compact



**Speed Queen**  
 Vended  
 Washer-Extractors  
 Stacks, Tumblers  
 Single Tumblers  
 Toploaders  
 Frontloaders

Coin laundries; are they the right investment for you?



**SPEED QUEEN NEWS**  
 JANUARY-FEBRUARY NUMBERS 1 & 2

Speed Queen Plant of Today Represents Years of Continual Growth Since 1908



**Speed Queen**  
 The washer we build for the pros is the washer we build for you.



THE PAPER WITH THE  
**John Seelig**  
 Has Interest




**Speed Queen**  
 GIVES YOU THE  
**FATEST WAY TO**  
 WASH CLOTHES CLEAN



The New **SPEED QUEEN DRYER** with Heat Control for Safe Drying of Sensitive Fabrics...  
**SPEED QUEEN**  
 WASHERS - TUMBLERS - DRYERS

All the  
**SPEED QUEEN** dry cleaners

**SPEED QUEEN**  
**DODGE-DAVIS**  
 DEPARTMENT STORE  
 COMPANY  
 WASHERS DRYERS IRONERS



1,059 Work for  
**Speed Queen, Top**  
 Industry of City  
 Laundry to Stores

Stainless steel, yellow, avocado, white, turquoise and harvest gold—that's the color selection of Speed Queen Washers. Put you in the dry cleaning business in just seven square feet of space.





# Product Highlights and Strengths

# Top Load Washers

## Traditional Washing, Reliable Performance

Ah, the forgotten towel or shirt. They're as much a part of laundry as soap and water. However with a top load washer, adding a forgotten item after you've started the cycle is as easy as lifting the lid and tossing the linen in the tub. And with a Speed Queen top load washer in your laundry room, you'll gain more than just convenience.

Commercial quality components, such as a stainless steel tub, commercial grade cabinet, porcelain outer drain tub and a heavy-duty motor, are standard features in our top loaders. Commercial quality alone, however, doesn't get results. Our 210° wash stroke and agitation of 68 strokes per minute gently and thoroughly cleans laundry. In addition, a 710 RPM final spin removes more water from your loads and lowers your drying time.







## Top Load Inner Strength



1. **Commercial-Grade Steel Cabinet**  
with a three-coat commercial-grade finish ensures your washer will remain looking new for years to come.
2. **Extra-Large 3.3 Cu. Ft. Stainless Steel Tub**  
won't corrode, chip, crack or pit with normal use.
3. **Flex Vane Agitator**  
delivers an extra-long 210° agitation stroke with 68 strokes per minute for superb washing results, yet is gentle on your clothes.
4. **Porcelain Enamel Over Steel Outer Draintub**  
for a lifetime of worry-free performance.
5. **1/2 HP Heavy-Duty Motor**  
for years of reliable performance. Provides 710 RPM spin speed for maximum water extraction, allowing faster drying and energy savings.
6. **Heavy-Duty All-Metal Eversmooth Transmission**  
has only six moving parts for long-lasting, durable performance.
7. **Automatic Balancing System (ABS)**  
designed to perform on any floor type or floor level for smooth and quiet operation.



# Horizon® Washers

## Energy Efficient, Durable Design

You're committed to more fuel-efficient vehicles, environmentally friendly products and conserving water, but what are you doing in the laundry room?

With Speed Queen's front load Horizon®, you'll have the foundation of an efficient laundry room. Best of all, your laundry loads receive the same top quality care that only a Speed Queen machine can deliver.

The ENERGY STAR® qualified Horizon helps you conserve water by averaging just 13.9 gallons per cycle. Its green story continues with a super-high 300 G-Force final spin, which removes more water from loads to greatly reduce drying time. And at just 44 minutes per cycle, Speed Queen's Horizon delivers quality wash results faster than many competing models.



## Front Load Inner Strength



1. **Three-Coat Commercial-Grade Steel Cabinet**  
constructed with a galvanized metal cabinet and an extra E coat dip before the final paint for a long-lasting finish.
2. **Extra-Large 3.3 Cu. Ft. Stainless Steel Tub**  
constructed with 5,499 holes for increased washing performance and higher water extraction, saving energy, time and money.
3. **Extra-Large 15.5" Door**  
allows easy loading and unloading.
4. **Durable Drive System**  
featuring an aluminum pulley with sealed bearing in an aluminum housing for years of durable and dependable operation.
5. **Variable Speed Induction Motor with Inverter Drive**  
offers a 300 G-Force and 1,000 RPM spin speed for optimum water extraction and outstanding performance.
6. **Commercial Heavy-Duty Suspension System**  
constructed with four commercial heavy-duty shock absorbers for added strength, durability and suspension, limiting out-of-balance issues.
7. **Stainless Steel Outer Tub**  
comes backed by a lifetime warranty.
8. **Three Stainless Steel Baffles**  
that are a fully integrated part of the washing cylinder.

# Dryers

## Quality Construction, Consistent Results

If baskets of wet laundry seem to circle the front of your dryer like jets above an airport, it's time for an upgrade. Speed Queen's dryers have the extra-large capacities, speed and drying efficiencies to take those loads out of a holding pattern and into a drying pattern.

Our dryers boast an extra-large 7.0 cu. ft. cylinder. Couple that with our fast drying process and a large 2.06 sq. ft. door opening, and Speed Queen helps you dramatically shorten the time you spend in the laundry room ... freeing you up for more enjoyable pursuits.





## Dryer Inner Strength



1. Extra-Large Cylinder Capacity of 7.0 cu. ft. eliminates large load problems. The increased size means superior tumble action and more efficient drying.
2. Reversible Door can open to the right or left, so you can customize your laundry.
3. Galvanized Steel Cylinder with a commercial galvanized steel interior that won't corrode, chip or crack, and has a limited lifetime warranty.
4. Largest Door Opening in the Industry measures 2.06 sq. ft., making loading and unloading easier.
5. Convenient, Upfront Lint Filter that is easy to reach and clean.
6. Quiet, Highly Efficient Blower with a superior airflow of 220 cfm for faster drying.
7. Up-Front Servicability for easy maintenance from the installed position.



# Stack Washer/Dryer

## Convenient Size, Attractive Style

A washer and dryer may fit in the space you designated for the laundry room, but there's just one problem — with both machines in the space there's no room for you and a laundry basket ... or the laundry for that matter.

If this is the situation you're facing, Speed Queen's stack washer/dryer is the answer to your space crunch. You get the benefit of a full-size washer and dryer in the space of just one machine ... with plenty of room left over for you and the laundry.



## Stack Washer/Dryer Strengths



### **Dryer**

#### **Washer and Dryer Controls**

located in the center for easy access.

#### **Extra-Large Drying Cylinder Capacity**

of 7.0 cu. ft. eliminates large load problems. The increased size means superior tumble action and more efficient drying.

#### **Galvanized Steel Cylinder**

with a commercial galvanized steel interior that won't corrode, chip or crack, and has a limited lifetime warranty.

#### **Largest Door Opening in the Industry**

measures 2.06 sq. ft., making loading and unloading easier.

### **Washer**

**Extra-Large 3.3 cu. ft. Stainless Steel Wash Cylinder** constructed with 5,499 holes for increased washing performance and higher water extraction, saving energy, time and money.

#### **Variable Speed Induction Motor with Inverter Drive**

offers a 300 G-Force and 1,000 RPM spin speed for optimum water extraction and outstanding performance.

#### **Commercial Heavy-Duty Suspension System**

constructed with four commercial heavy-duty shock absorbers for added strength, durability and suspension, limiting out-of-balance issues.



# Stack Dryer/Dryer

## Quality Construction, Consistent Results

Grass-stained soccer uniforms, baskets full of bath and kitchen towels, not to mention piles of work and workout clothes — sound familiar? In large households, it seems the laundry never ends and you're always waiting for the dryer to complete its cycle. Speed Queen's stack dryer/dryer is the cure to your overflowing laundry room.

This stack features two dryers in the space of one, with a combined cylinder capacity of 14.0 cu. ft. and independent controls. With this Speed Queen stack in your laundry, you'll finally be able to keep up in this never-ending battle.





## Stack Dryer/Dryer Strengths



### Dryer Controls

located in the center for easy access.

### Extra-Large Cylinder Capacity

7.0 cu. ft. each eliminates large load problems. The increased size means superior tumble action and more efficient drying.

### Galvanized Steel Cylinder

with a commercial galvanized steel interior that won't corrode, chip or crack, and has a limited lifetime warranty.

### Largest Door Opening in the Industry

measures 2.06 sq. ft., making loading and unloading easier.

### Convenient, Upfront Lint Filter

that is easy to reach and clean.

### Quiet, Highly Efficient Blower

with a superior airflow of 220 cfm for faster drying.

### Up-Front Serviceability

for easy maintenance from the installed position.

### Overall Stack Dryer Height

of 75 1/4" with controls in center for easy access.

**Speed Queen®** PRESENTS

# THE IMPERIAL SERIES



Optional Royal Red Pedestal Shown

A true stainless steel appearance and sterling performance set Speed Queen's Imperial Series apart from the competition. In today's modern homes, no longer is the laundry relegated to a basement or seldom-seen corner. Laundries increasingly are bright pleasant spaces that help take the tedium out of the task.

Speed Queen's Imperial front load washer and dryer pair are designed to be seen in these spaces. But like all our products, it's what's inside that gives the Imperial Series royal status. Commercial quality components and durable designs ensure this pair delivers years of worry-free performance.

Optional pedestals available:



Monarch Blue



Empire Green




Regal Black

Note: Royal Red knob and door inserts standard. Optional knob and door insert colors included with each purchase are Monarch Blue, Empire Green, and Regal Black.

# FRONT LOAD WASHER AND DRYER

## SPECIFICATIONS

### WASHER

Model	AFN51F	
<b>Appearance</b>		
3 Stainless Steel Baffles	✓	
Stainless Steel Outer Draintub	✓	
15 1/2" Door Opening	✓	
10" Stainless Steel Hinge	✓	
Stainless Steel Cabinet	✓	
Front Controls	✓	
<b>Technical Information</b>		
Tub Volume - cu. ft.*	3.3	
Overall Dimensions - H x W x D	41 3/8" x 26 7/8" x 28"	
Work Surface Height - in	41 3/8"	
Approximate Shipping Weight - lb	260	
Electrical Requirements	120V/60 HzAC	
Breaker Size	15 Amp	
Motor HP	1	
Spin Speeds - RPM	500, 650, 1000	
<b>Performance/Features</b>		
Fill Hoses Included	✓	
300 G-Force High Speed Water Extraction	✓	
5,499 Cylinder Holes	✓	
Extra Rinse Option	✓	
Cycle Indicator Light	✓	
Three Compartment Solution Dispenser	✓	
ADA Compliant	✓	
<b>Wash Cycles</b>		
Cycles	8	
Average Water Consumption - Gallons	13.9	
Agency Approvals	UL	

\* Based on IEC Rating.

For the most accurate information, the installation guide should be used for all design and construction purposes. Due to continuous product improvements, design and specifications are subject to change without notice. The quality management systems of Alliance Laundry Systems' Ripon facility has been registered to ISO 9001:2000.

### DRYER

Model	ADE41F/ADG41F
<b>Appearance</b>	
Stainless Steel Cylinder	✓
Secured Lint Filter	✓
Cylinder Light	✓
Reversible door	✓
Stainless Steel Cabinet	✓
Extra-Large Door Opening (2.06 sq. ft.)	✓
Front Controls	✓
<b>Technical Information</b>	
Drum Capacity - cu. ft.	7
Overall Dimensions - H x W x D	41 3/8" x 26 7/8" x 28"
Work Surface Height - in	41 3/8"
Approximate Shipping Weight - lb	155 electric model 160 gas model
Electrical Requirements (Electric) Breaker Size	240V/60 HzAC/1 Ph 30 Amp
Electrical Requirements (Gas) Breaker Size	120V/60 HzAC/1 Ph 15 Amp
Electric Heating Wattage	5350
Gas Consumption - Btu	22,500
Motor HP	1/3
<b>Performance/Features</b>	
Automatic Dry Cycles	✓
Multiple Vent Options	✓
Heavy-Duty 220 cfm Exhaust Fan	✓
Adjustable End-of-Cycle Buzzer	✓
Extended Tumble	✓
ADA Compliant	✓
Dry Cycles	
Cycles	4
<b>Optional Accessories</b>	
Multiple Vent Kit	528P3
LP Conversion Kit	649P3
Dryer Rack	included
Agency Approvals	UL, CSA Star, MA Gas Board


### AFN51F

8 Cycles, ADA Compliant, ENERGY STAR® Qualified, Front Control



### ADE41F/ADG41F

4 Cycles, Adjustable End-of-Cycle Buzzer, Extended Tumble, ADA Compliant, Dryer Rack, Auto Dry Cycles



## IMPERIAL SERIES WARRANTY

Speed Queen brings to you the industry's best warranty on all of our washers and dryers.

- 3 years on parts and labor.
- 5 years on all parts.
- Lifetime on all stainless steel wash basket, outer draintub, drying cylinder and cabinets.







# Product Specification Sheets

# Top Load Washer Specifications

Model	AWN311	AWN412	AWN432	AWN542
<b>Appearance</b>				
Color: White	✓	✓	✓	✓
3.3 cu.ft. Stainless Steel Wash tub	✓	✓	✓	✓
Galvanized Metal Washer Cabinet	✓	✓	✓	✓
Flex Vane Agitator	✓	✓	✓	✓
<b>Technical Information</b>				
Tub Volume - cu. ft.	3.3	3.3	3.3	3.3
Overall Dimensions - H x W x D	43" x 25 5/8" x 28"	43" x 25 5/8" x 28"	43" x 25 5/8" x 28"	43" x 25 5/8" x 28"
Work Surface Height - in	36"	36"	36"	36"
Approximate Shipping Weight - lb	195	195	195	195
Electrical Requirements Breaker Size	120V/60 HzAC 15 Amp	120V/60 HzAC 15 Amp	120V/60 HzAC 15 Amp	120V/60 HzAC 15 Amp
Motor HP	1/2	1/2	1/2	1/2
<b>Performance/Features</b>				
Water Temperature Selections	3	3	3	3
Spin Speeds - RPM	710	710/473	710/473	710/473
Motor Speeds	1	2	2	2
Fill Hoses Included	✓	✓	✓	✓
Automatic Balancing System	✓	✓	✓	✓
Rear Self-Leveling Legs	✓	✓	✓	✓
Porcelain Steel Outer Draintub	✓	✓	✓	✓
Tuff Guard Coated Top	✓	✓	✓	✓
Variable Water Level Selector	✓	✓	✓	✓
Hush Pak		✓	✓	✓
Extra Rinse Option			✓	✓
Bleach Dispenser	✓	✓	✓	✓
Fabric Softener Dispenser	✓	✓	✓	✓
<b>Wash Cycles</b>				
Cycles	7	8	17	20
Average Water Consumption - Gallons	31.4	31.4	31.4	31.4
Agency Approvals	UL	UL	UL	UL

For the most accurate information, the installation guide should be used for all design and construction purposes. Due to continuous product improvements, design and specifications are subject to change without notice. The quality management systems of Alliance Laundry Systems' Ripon facility has been registered to ISO 9001:2000.

# Standard Features

## COMMERCIAL QUALITY AND DURABILITY

All Speed Queen top load washers boast the same commercial design and quality components including:

- Commercial transmission with only six moving parts and all-metal gears.
- Automatic balance system that ensures your washer will operate on any floor type or level.
- Extra-large 3.3 cu. ft. capacity stainless steel washtub.
- Porcelain enamel over commercial quality steel outer draintub.
- Three-coat commercial grade cabinet finish.

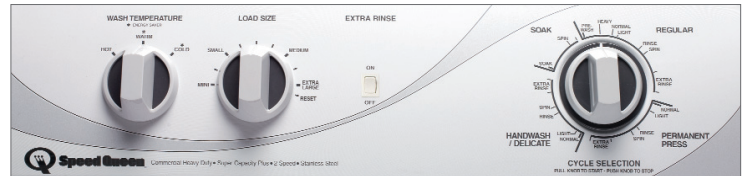
## PERFORMANCE AND EFFICIENCY

- Variable water selector.
- Flex vane agitator with 210° agitation stroke and 68 strokes per minute for excellent cleaning, while gentle on clothes.
- Fabric softener dispenser.
- Bleach dispenser.
- 100% upfront service from installed position.
- Three water temperatures.


**AWN311**  
1-Speed Motor, 7 Cycles, 3 Water Temperatures



**AWN432**  
2-Speed Motor, 17 Cycles, 3 Water Temperatures, Extra Rinse Option



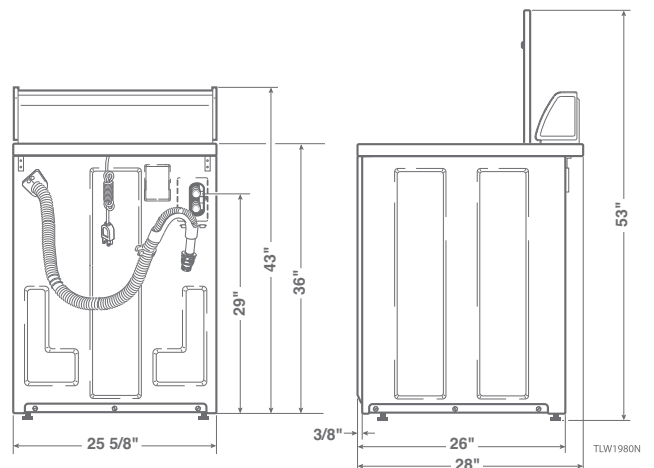
**AWN412**  
2-Speed Motor, 8 Cycles, 3 Water Temperatures



**AWN542**  
2-Speed Motor, 20 Cycles, 3 Water Temperatures, Extra Rinse Option, Fabric Selector Switch






AWN542



# Horizon® Washer

## Specifications

Model	AFN50F 	AFN50R 	AFB50R 
<b>Appearance</b>			
Color: White	✓	✓	✓
3.3 cu.ft. Stainless Steel Washtub	✓	✓	✓
3 Stainless Steel Baffles	✓	✓	✓
Stainless Steel Outer Draintub	✓	✓	✓
15 1/2" Door Opening	✓	✓	✓
10" Stainless Steel Hinge	✓	✓	✓
Galvanized Steel Cabinet	✓	✓	✓
Front Controls	✓		
Rear Controls		✓	✓
<b>Technical Information</b>			
Tub Volume - cu. ft.*	3.3	3.3	3.3
Overall Dimensions - H x W x D	41 3/8" x 26 7/8" x 28"	43" x 26 7/8" x 28"	43" x 26 7/8" x 28"
Work Surface Height - in	41 3/8"	36"	36"
Approximate Shipping Weight - lb	260	250	250
Electrical Requirements	120V/60 HzAC	120V/60 HzAC	120V/60 HzAC
Breaker Size	15 Amp	15 Amp	15 Amp
Motor HP	1	1	1
Spin Speeds - RPM	500, 650, 1000	500, 650, 1000	500, 650, 1000
<b>Performance/Features</b>			
Fill Hoses Included	✓	✓	✓
Boosted Heat - 140°			✓
ADA Compliant	✓	✓	✓
300 G-Force High Speed Water Extraction	✓	✓	✓
Variable Speed Induction Motor	✓	✓	✓
5,499 Cylinder Holes	✓	✓	✓
Tuff Guard Coated Top	✓	✓	✓
Extra Rinse Option	✓	✓	✓
Cycle Indicator Light	✓	✓	✓
Three Compartment Solution Dispenser	✓	✓	✓
<b>Wash Cycles</b>			
Cycles	8	8	8
Average Water Consumption - Gallons	13.9	13.9	13.9
Agency Approvals	UL	UL	UL

\* Based on IEC Rating.

For the most accurate information, the installation guide should be used for all design and construction purposes. Due to continuous product improvements, design and specifications are subject to change without notice. The quality management systems of Alliance Laundry Systems' Ripon facility has been registered to ISO 9001:2000.



# Standard Features

## COMMERCIAL QUALITY AND DURABILITY

All Speed Queen Horizon® front load washers boast the same commercial design and quality components including:

- Extra-large 3.3 cu. ft.\* capacity stainless steel wash cylinder and outer tub.
- Extra-large 15.5" door opening.
- Heavy-duty variable speed induction motor.
- Three-coat commercial grade cabinet finish.
- Four industrial-quality shock absorbers.
- Durable metal trunion, bearing, and drive shaft.
- Sealed bearing and aluminum pulley.
- Optional Pedestal.
- Fully integrated stainless steel baffles.


\* Based on IEC Rating

## PERFORMANCE AND EFFICIENCY

- Variable speed induction drive and suspension system for durable and quiet operation.
- High spin speed of 1,000 RPM generating 300 G-Force for maximum water extraction.
- Four temperature settings.
- Detergent dispenser.
- Extra rinse option.
- Three water temperatures.
- Fabric softener dispenser.
- Eight cycles.
- Bleach dispenser.
- ENERGY STAR® qualified.
- ADA compliant.

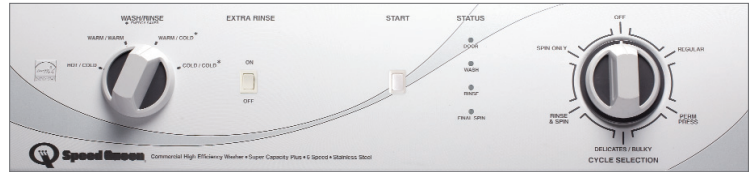
### AFN50F

8 Cycles, ADA Compliant, ENERGY STAR® Qualified, Front Control



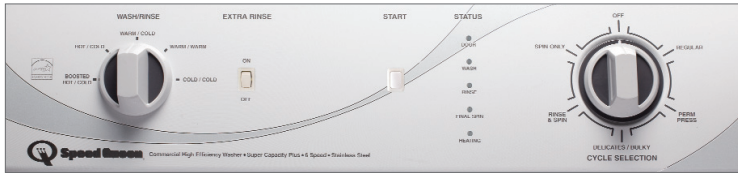
### AFN50R

8 Cycles, ADA Compliant, ENERGY STAR® Qualified, Rear Control



### AFB50R

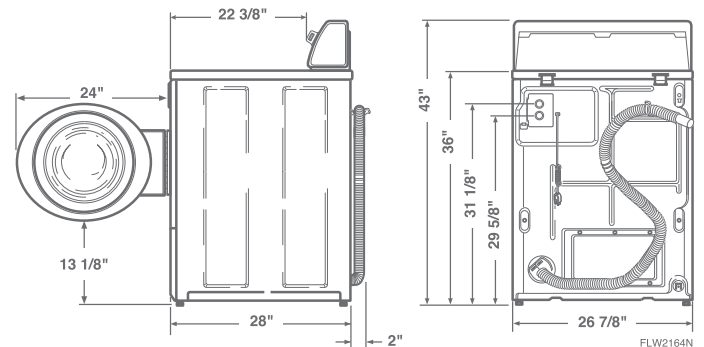
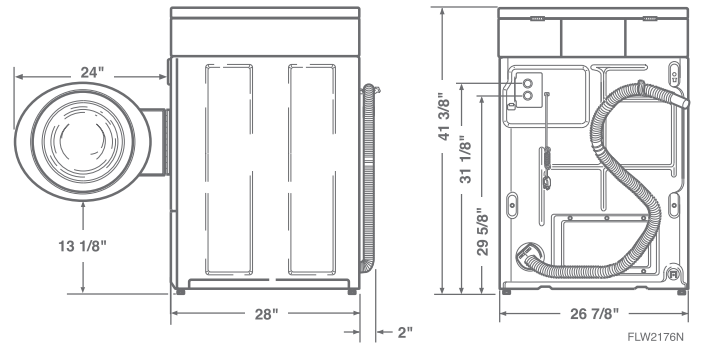
8 Cycles, ADA Compliant, ENERGY STAR® Qualified, Rear Control, Boosted Heat



AFN50F



AFN50R



# Dryer Specifications

Model	Electric: Gas:	ADE4BR ADG4BR	ADE4BF ADG4BF	ADE3LR ADG3LR	ADE3OR ADG3OR
<b>Appearance</b>					
Color: White		✓	✓	✓	✓
Front Controls			✓		
Rear Controls		✓		✓	✓
Commercial Steel Cylinder		✓	✓	✓	✓
Secured Lint Filter		✓	✓	✓	✓
Cylinder Light		✓	✓	✓	
Reversible Door		✓	✓	✓	✓
Galvanized Steel Cabinet		✓	✓	✓	✓
Extra-Large Door Opening (2.06 sq. ft.)		✓	✓	✓	✓
<b>Technical Information</b>					
Drum Capacity - cu. ft.		7	7	7	7
Overall Dimensions - H x W x D		43" x 26 7/8" x 28"	41 3/8" x 26 7/8" x 28"	43" x 26 7/8" x 28"	43" x 26 7/8" x 28"
Work Surface Height - in		36"	41 3/8"	36"	36"
Approximate Shipping Weight - lb		140 electric model 145 gas model	155 electric model 160 gas model	140 electric model 145 gas model	140 electric model 145 gas model
Electrical Requirements (Electric) Breaker Size		240V/60 HzAC/1 Ph 30 Amp	240V/60 HzAC/1 Ph 30 Amp	240V/60 HzAC/1 Ph 30 Amp	240V/60 HzAC/1 Ph 30 Amp
Electrical Requirements (Gas) Breaker Size		120V/60 HzAC/1 Ph 15 Amp	120V/60 HzAC/1 Ph 15 Amp	120V/60 HzAC/1 Ph 15 Amp	120V/60 HzAC/1 Ph 15 Amp
Electric Heating Wattage		5350	5350	5350	5350
Gas Consumption - Btu		22,500	22,500	22,500	22,500
Motor HP		1/3	1/3	1/3	1/3
<b>Performance/Features</b>					
Automatic Dry Cycles		✓	✓	✓	✓
Multiple Vent Options		✓	✓	✓	✓
Heavy-Duty 220 cfm Exhaust Fan		✓	✓	✓	✓
Quiet, Efficient Blower		✓	✓	✓	✓
Adjustable End-of-Cycle Buzzer		✓	✓	✓	
Extended Tumble		✓	✓		
ADA Compliant			✓		
<b>Dry Cycles</b>					
Cycles		4	4	3	3
<b>Optional Accessories</b>					
Multiple Vent Kit		528P3	528P3	528P3	528P3
LP Conversion Kit		649P3	649P3	649P3	649P3
Dryer Rack		included	included	512082P	512082P
Agency Approvals		UL, CSA Star, MA Gas Board	UL, CSA Star, MA Gas Board	UL, CSA Star, MA Gas Board	UL, CSA Star, MA Gas Board

For the most accurate information, the installation guide should be used for all design and construction purposes. Due to continuous product improvements, design and specifications are subject to change without notice. The quality management systems of Alliance Laundry Systems' Ripon facility has been registered to ISO 9001:2000.

# Standard Features

## COMMERCIAL QUALITY AND DURABILITY

All Speed Queen dryers boast the same commercial design and quality components including:


- Durable galvanized steel cylinder.
- Superior airflow technology of 220 cfm.
- Three-coat commercial-grade finish on cabinet.
- Upfront, commercial-grade, secured lint filter.
- Reversible door.

## PERFORMANCE AND EFFICIENCY

- Quiet, highly efficient blower system for faster drying with less wrinkling.
- Extra-large 7.0 cu. ft. capacity cylinder.
- Automatic dry cycles.


### ADE30R/ADG30R

3 Cycles, Auto Dry Cycles



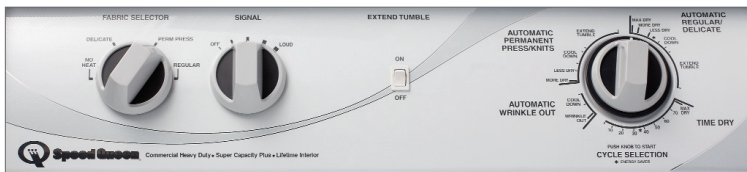
### ADE3LR/ADG3LR

3 Cycles, Adjustable End-of-Cycle Buzzer, Auto Dry Cycles



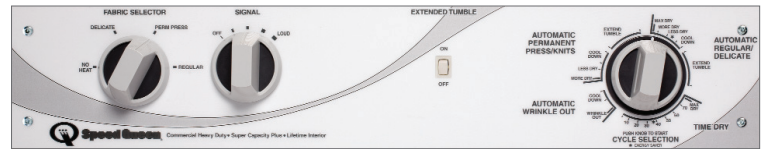
### ADE4BR/ADG4BR

4 Cycles, Adjustable End-of-Cycle Buzzer, Extended Tumble, Dryer Rack, Auto Dry Cycles



### ADE4BF/ADG4BF (Front Control)

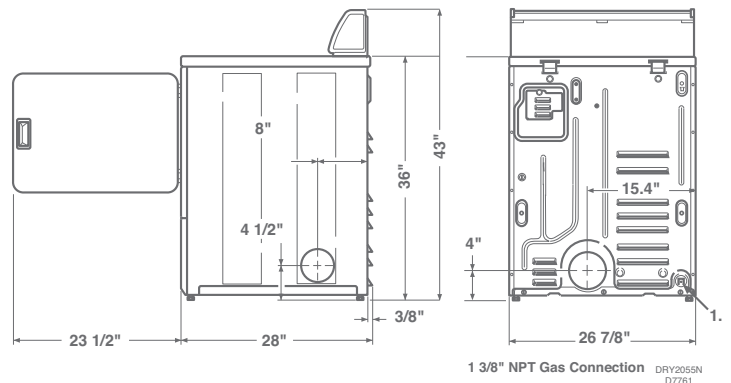
4 Cycles, Adjustable End-of-Cycle Buzzer, Extended Tumble, ADA Compliant, Dryer Rack, Auto Dry Cycles



ADE4BR



ADE4BF



# Stack Washer/Dryer

Discover space for laundry. The stack unit fits into the floor space of a single washer. Overall Dimensions: 75 1/4" (H) X 26 7/8" (W) X 28" (D) One-piece, heavy-duty stack design. No special installation required.

## Washer Specifications    Dryer Specifications

Model	ATE50F/ATG50F 
<b>Appearance</b>	
Color: White	✓
3.3 cu.ft. Stainless Steel Washtub	✓
3 Stainless Steel Baffles	✓
Stainless Steel Outer Draintub	✓
15 1/2" Door Opening	✓
10" Stainless Steel Hinge	✓
Galvanized Steel Cabinet	✓
Centered Front Controls	✓
<b>Technical Information</b>	
Tub Volume - cu. ft.*	3.3
Electrical Requirements Breaker Size	120V/60 HzAC 15 Amp
Motor HP	1
Spin Speeds - RPM	500, 650, 1000
<b>Performance/Features</b>	
300 G-Force High Speed Water Extraction	✓
Variable Speed Induction Motor	✓
5,499 Cylinder Holes	✓
Extra Rinse	✓
Cycle Indicator Light	✓
Three Compartment Solution Dispenser	✓
<b>Wash Cycles</b>	
Cycles	8
Average Water Consumption - Gallons	13.9

\* Based on IEC Rating.

### Unit

Overall Dimensions - H x W x D	75 1/4" x 26 7/8" x 28"
Approximate Shipping Weight - lb	380 electric model 385 gas model
Agency Approvals	UL, CSA Star, MA Gas Board

Model	ATE50F/ATG50F
<b>Appearance</b>	
Color: White	✓
Commercial Steel Cylinder	✓
Secured Lint Filter	✓
Door Windows	✓
Galvanized Steel Cabinet	✓
Extra-Large Door Opening (2.06 sq. ft.)	✓
Centered Front Controls	✓
<b>Technical Information</b>	
Drum Capacity - cu. ft.	7
Electrical Requirements (Electric) Breaker Size	240V/60 HzAC/1 Ph 30 Amp
Electrical Requirements (Gas) Breaker Size	120V/60 HzAC/1 Ph 15 Amp
Electric Heating Wattage	5350
Gas Consumption - Btu	22,500
Motor HP	1/3
<b>Performance/Features</b>	
Automatic Dry Cycles	✓
Heavy-Duty 220 cfm Exhaust Fan	✓
Quiet, Efficient Blower	✓
<b>Dry Cycles</b>	
Cycles	3
<b>Optional Accessories</b>	
Multiple Vent Kit	528P3
LP Conversion Kit	649P3
Dryer Rack	512082P

For the most accurate information, the installation guide should be used for all design and construction purposes. Due to continuous product improvements, design and specifications are subject to change without notice. The quality management systems of Alliance Laundry Systems' Ripon facility has been registered to ISO 9001:2000.

# Standard Features

## COMMERCIAL QUALITY AND DURABILITY

All Speed Queen front load washers boast the same commercial design and quality components including:

- Extra-large 3.3 cu. ft.\* capacity stainless steel wash cylinder and outer tub.
- Extra-large 15.5" door opening.
- Three-coat commercial grade cabinet finish.
- Four industrial-quality shock absorbers.

All Speed Queen dryers boast the same commercial design and quality components including:

- Durable galvanized steel cylinder.
- Superior airflow technology of 220 cfm.
- Upfront, commercial-grade, secured lint filter.
- Centrally located controls.

\* Based on IEC Rating

## PERFORMANCE AND EFFICIENCY

All Speed Queen front load washers have:


- Variable speed induction drive and suspension system for durable and quiet operation.
- High spin speed of 1,000 RPM generating 300 G-Force for maximum water extraction.
- ENERGY STAR® qualified.

All Speed Queen dryers have:

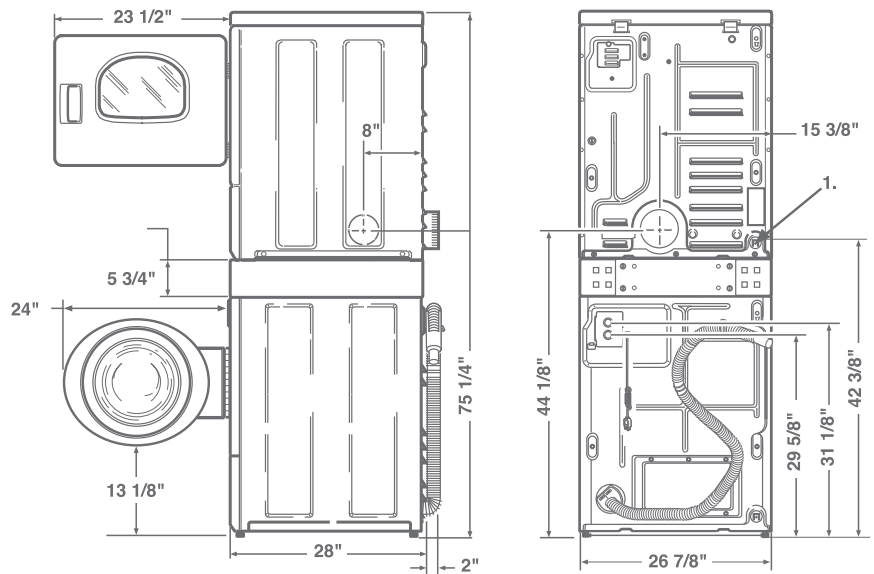
- Quiet, highly efficient blower system for faster drying with less wrinkling.
- Extra-large 7.0 cu. ft. capacity cylinder.

### ATE50F/ATG50F

ENERGY STAR® Qualified Washer, Extra Rinse, Quiet, Efficient Blower



ATE50F



1. 3/8 in. NPT Gas Connection

SWD829N  
SWD830N

# Stack Dryer/Dryer Specifications

**Model**      **Electric:**      **ASE30F**  
**Gas:**                      **ASG30F**

## Appearance

Color: White	✓
Centered Front Controls	✓
Commercial Steel Cylinder	✓
Secured Lint Filter	✓
Door Windows	✓
Galvanized Steel Cabinet	✓
Extra-Large Door Opening (2.06 sq. ft.)	✓

## Technical Information

Drum Capacity - cu. ft.	7 each (14 total)
Overall Dimensions - H x W x D	75 1/4" x 26 7/8" x 28"
Work Surface Height - in	N/A
Approximate Shipping Weight - lb	255 electric model 265 gas model
Electrical Requirements (Electric) Breaker Size	2 x 240V/60 HzAC/1 Ph 2 x 30 Amp
Electrical Requirements (Gas) Breaker Size	2 x 120V/60 HzAC/1 Ph 2 x 15 Amp
Electric Heating Wattage	5350 per pocket
Gas Consumption - Btu	22,500 per pocket
Motor HP	2 x 1/3

## Performance/Features

Automatic Dry Cycles	✓
Multiple Vent Options	✓
Heavy-Duty 220 cfm Exhaust Fan	✓
Quiet, Efficient Blower	✓
ADA Compliant	✓ (lower dryer)

## Dry Cycles

Cycles	3 (each dryer)
--------	----------------

## Optional Accessories

Multiple Vent Kit	528P3
LP Conversion Kit	649P3
Dryer Rack	512082P
Agency Approvals	UL, CSA Star, MA Gas Board

For the most accurate information, the installation guide should be used for all design and construction purposes. Due to continuous product improvements, design and specifications are subject to change without notice. The quality management systems of Alliance Laundry Systems' Ripon facility has been registered to ISO 9001:2000.

# Standard Features

## COMMERCIAL QUALITY AND DURABILITY

All Speed Queen dryers boast the same commercial design and quality components including:


- Durable galvanized steel cylinders.
- Superior airflow technology of 220 cfm.
- Three-coat commercial-grade finish on cabinet.
- Upfront, commercial-grade, secured lint filter.
- Two easy-view windows.
- Centrally located controls.

## PERFORMANCE AND EFFICIENCY

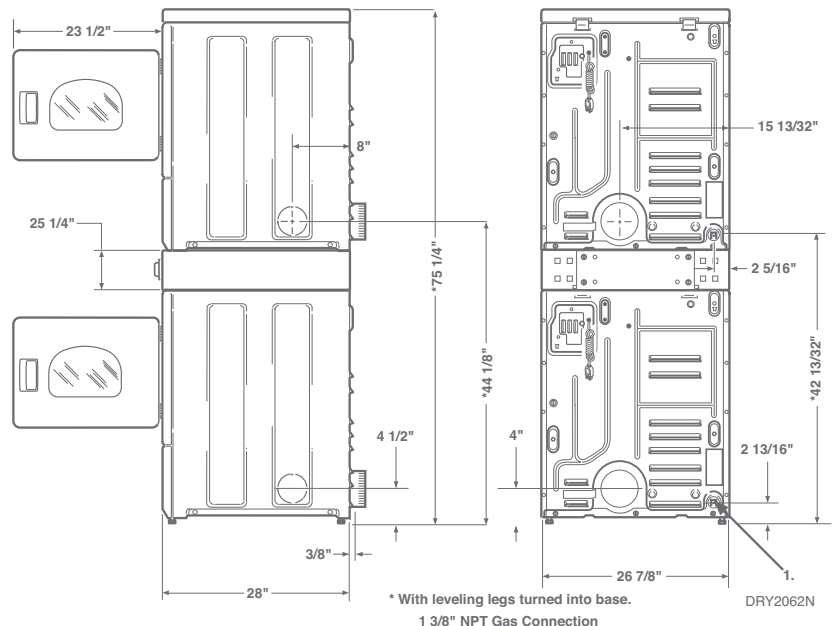
- Quiet, highly efficient blower system for faster drying with less wrinkling.
- Two, extra-large 7.0 cu. ft. capacity cylinders.
- Automatic dry cycles.
- Dry a variety of clothing types at the same time.
- Reduces dryer bottleneck.
- Space savings. The stack unit fits into the floor space of a single dryer. Overall Dimensions: 75 1/4" (H) X 26 7/8" (W) X 28" (D)

### ASE30F/ASG30F

3 Cycles, ADA Compliant (lower dryer), Auto Dry Cycles



AES30F




# Speed Queen Accessory and Warranty Information

Speed Queen front load washers and dryers can be raised on an 8" pedestal. All pedestals sold separately.



White  
Part number PDR108W



Royal Red  
Part number PDR108RD



Regal Black  
Part number PDR108BK



Empire Green  
Part number PDR108GR



Monarch Blue  
Part number PDR108BL

Speed Queen offers companion knob inserts to match our pedestals. All knob inserts sold separately.



Royal Red  
Part number AR09-808



Regal Black  
Part number AR09-809



Empire Green  
Part number AR09-810



Monarch Blue  
Part number AR09-811

Speed Queen offers a drying rack. (Sold separately.  
Part number 512082P)







## Warranty Information\*

Speed Queen brings to you the industry's best warranty on all of our washers and dryers.

### Top Load Washers

- 3 years parts and labor on entire machine
- 5 years on motor
- 5 years on cabinet
- 10 years on transmission
- Lifetime on outer draitub
- Lifetime on stainless steel washtub

### Front Load Washers

- 3 years parts and labor on entire machine
- 5 years on motor
- 5 years on cabinet
- 5 years on bearings and seal assembly
- Lifetime on outer draitub
- Lifetime on stainless steel washtub

### Dryers

- 3 years parts and labor on entire machine
- 5 years on cabinet
- Lifetime on commercial steel dryer cylinder(s)

\* See your warranty bond for additional details.





## **YOUR GUIDE TO EVERYTHING LAUNDRY**

Consumers are increasingly cost sensitive these days and more informed when comparing products online. [www.speedqueen.com](http://www.speedqueen.com) is designed to enhance your experience by bringing you closer to our products. Our site is user friendly. It's like having a personal salesperson at your side. We will assist you in making an informed decision efficiently by having useful information right at your fingertips.

## **A FULL LINE OF PRODUCTS**

A major benefit of using [www.speedqueen.com](http://www.speedqueen.com) is your ability to do an online comparison at your convenience. Our detailed product pages are your showroom, where you are able to compare the features and benefits of all of our models. You'll see the control panels and be able to download product manuals and specifications.

## **LOCATE YOUR LOCAL DEALER OR SERVICER**

By keying in your zip code, you will have access to all your local Speed Queen authorized dealers and servicers.

## **SPEED QUEEN'S FOCUS IS CUSTOMER ONE**

Our goal is to delight you with every interaction on our Customer Service page. For your convenience, you can register your product online and obtain warranty information and technical literature about our products.





Since 1908, Speed Queen laundry equipment has set the standard for commercial durability, a record exemplified daily in coin laundries worldwide. Our products for the home deliver the same American-built reliability and unparalleled performance that have made us an industry leader. Laundry — it's all we do.

[www.speedqueen.com](http://www.speedqueen.com)

is excited to bring you an online newsletter geared toward different aspects of your home and family. In each issue you will see articles on parenting, health, home improvement, design ideas and of course, our specialty, laundry tips.