



REFRIGERATION
AT ITS FINEST



WHAT THERE IS TO KNOW ABOUT MARVEL	1	DRAFT BEER DISPENSERS	31
MARVEL'S EXCLUSIVE TECHNOLOGY	3	61HK, 6OHK	33
MARVEL'S INNOVATIVE FEATURES	4	OUTDOOR SERIES	34
MARVEL'S DESIGN INTEGRATION FEATURES	5	6OSWCE	35
WINE CELLARS	6	6OBARM	35
CHATEAU SERIES	7	6ORDE	35
6SDZE	7	3OARM, 6OARM	36
3SWCE, 6SWCE, 8SWCE	8	6ORGDM	36
3SWCCE	8	3OiMT	37
LUXURY SERIES	9	6OHK	37
30WCM, 61WCM	9	ADA SERIES	38
BEVERAGE CENTERS	10	30iMAT	39
CHATEAU SERIES	11	6ADAM	39
3SBARE, 6SBARE, 8SBARE	12	CUSTOMIZING YOUR MARVEL	40
LUXURY SERIES	13	STYLE & DESIGN DOOR OPTIONS	40
3BARM, 6BARM	13	OPTIONAL ACCESSORIES	41
REFRIGERATION	14	SPECIFICATIONS	42
REFRIGERATED DRAWERS: 60RDE, 80RDE	15	MARVEL PRODUCT SPECIFICATIONS	
REFRIGERATORS: 30ARM, 61ARM, 6ADAM	18	WINE CELLARS	42
REFRIGERATOR/FREEZERS: 61RF, 80RF	19	BEVERAGE CENTERS	42
FULL SIZE COMBINATION UNITS	20	REFRIGERATED DRAWERS	42
CHATEAU SERIES	21	REFRIGERATORS	42
66SWCE, 66SWBE, 66SBWE, 66SWDE	22	REFRIGERATOR/FREEZERS	42
LUXURY SERIES	23	FULL SIZE COMBINATION UNITS	42
66WCM, 66WBM, 66BWM	24	ICE MACHINES	43
ICE MACHINES	26	DRAFT BEER DISPENSERS	43
THE DIFFERENCE IS CRYSTAL CLEAR	27	OUTDOOR SERIES	43
FEATURES	28	ADA SERIES	43
30iMT, 3OiMT, 30iMAT	29	INSTALLATION & OVERLAY PANEL SPECIFICATIONS	44
15iM, 25iM	30		

CONTENTS

WHAT THERE IS TO KNOW ABOUT MARVEL



For over 70 years, Marvel has been committed to enhancing the lifestyle of its customers. Today, with its unparalleled line of fine undercounter refrigeration

products, Marvel is an industry leader in style, design and sheer range of choices for the discerning homeowner. As part of the world-renowned AGA Rangemaster Group, Marvel's commitment to its customers is assured by a global leader in fine living.

Marvel was founded in 1932, when the company began creating undercounter ice boxes. Electric refrigeration soon followed and with that, a new product category was born. Marvel's growth throughout the years has always been lifestyle-driven, and the company has pioneered many important firsts on its path to becoming a major industry leader in the premium refrigeration market. Marvel was the first to introduce a high-end undercounter wine storage model, and the first to re-define premium refrigeration with its breakthrough introduction of the all-black interior - offering homeowners the opportunity to design refrigeration into any room in the home.

With the widespread growth of both "satellite kitchens" and outdoor entertaining, Marvel products provide the stylish

accent and dependable performance that these premium applications demand. Marvel undercounter wine storage and beverage refrigerators feature forced-air ventilation and quiet, powerful compressors with microprocessor controlled thermostats. With the ability to complement any décor, Marvel products are available in stunning designs, including sleek stainless steel, color choices and the ability to apply your overlay door panels that precisely match surrounding cabinetry.

In addition to providing premium refrigeration for the home, Marvel also supplies refrigerators for military, life science and sporting arenas. In fact, Marvel's premium consumer models are built and tested to the same high standards required by these stringent applications. That is why each model is backed by one of the industry's best warranty coverages.

Today, Marvel's history of quality and innovative American made product is backed by Quality Management System ISO 9001:2008 and Environmental Management System ISO 14001:2004 certifications. Known for uncompromising quality, breathtaking array of design choices, and sheer premium performance, Marvel and Marvel products - remain at the forefront of the industry, a legacy that started with a simple ice box.

MARVEL

ON
OFF

55°F

Set

Warmer

F/C

Colder

Light

Sentry System™
Power Filter - Floating Antech
High/Low Temp - 48/2
Fresh ON/OFF - 1 Hour
Alarm Off - 24-Hour Alarm

MARVEL'S EXCLUSIVE TECHNOLOGY BEHIND THE SERIES



CHATEAU SERIES

Featuring the Sentry System™

All Chateau Series models feature Marvel's exclusive Sentry System™ refrigeration monitor with a cool blue LED display which operates in real time to maintain your desired storage temperature while monitoring status of critical refrigeration system components. Unlike many competitors products which only display the desired temperature you have set, the Sentry System™ electronic control continuously monitors the storage compartment temperature, displaying a temperature representative of the average content temperature. In the event the door has been left open, there has been a power interruption or a component failure, an audible alarm alerts you and the display will show the specific problem. The intuitive user keypad makes it easy to set temperatures with dedicated keys for selection of temperature display mode and selection of interior display lighting options (glass door models only). The Marvel Sentry System™ gives you peace of mind that your contents are stored at your desired temperature.

LUXURY SERIES

Featuring the MicroSentry™ System

All Luxury Series models feature Marvel's exclusive MicroSentry™ refrigeration monitor which controls the refrigeration system's performance to maintain a constant precise temperature. Visual and audible alarms indicate temperature excursion that may affect the quality of the stored contents and indicate if the door has been left open. As with the Sentry System™, the MicroSentry™ electronic control continuously monitors the storage compartment temperature, displaying a temperature representative of the average contents. The dedicated touch keys provide an easy interface to select the desired storage compartment temperature. Display lighting option is available on glass door models via a separate dedicated on/off switch.

MARVEL INNOVATIVE FEATURES

Marvel products boast innovative features to accommodate the needs of the discerning homeowner. Giving peace of mind for short or long-term refrigeration storage. The features found below on this page are common across Marvel Chateau Series and Luxury Series.



DUAL-PANE UV-RESISTANT GLASS DOORS

Wine requires constant care and storing wine in the right conditions is imperative. Ultraviolet Rays can cause wine to age prematurely and cause damage to the quality and flavour. Marvel's wine cellar doors are constructed of argon-filled, dual-pane, tinted UV-resistant glass to display its contents while protecting them from damaging UV rays.



VIBRATION NEUTRALIZATION SYSTEM™ (VNS)

The Marvel Vibration Neutralization System™ (VNS) is a unique design that protects wine from damaging vibration without sacrificing cabinet capacity. The compressor is isolated from the wine storage cavity. Vibration isolating mounts on the compressor offer a second layer of protection from vibration transfer. Exclusive to our Chateau Series, a vibration dampening mat inserted onto each shelf absorbs any stray vibrations (pictured above).



EASILY ACCESSIBLE

Marvel's doors open and close within the width of the refrigerator body and allows a flush fit with adjoining cabinetry. This specially designed door closer hinge incorporates a physical "stop", preventing the door from swinging back to a parallel position.



CLOSE DOOR ASSIST

Marvel's 'Close Door Assist' is designed into hinge system to draw the door closed when it is accidentally left ajar.

MARVEL DESIGN INTEGRATION FEATURES

Marvel products are designed to integrate seamlessly with your design.



ULTIMATE STORAGE

Marvel's wine cellars have plenty of storage space to make the best of your wine storage investment. Wines that you plan to use for everyday drinking and entertaining can be placed on the front half of the racks where labels are completely visible. Wines you would like to age or store longer term - they can be placed in the rear half of the racks.



ELEGANT SHOWCASE

Marvel's wine cellars feature an elegant interior lighting which showcases the contents. For glass door models you may have continuous display lighting which will add a nice warm elegance to any room.



MAPLE RACK FACINGS

Marvel wine cellars are easily recognizable by their distinctive select maple facings located on the front of the glide-out racks. Adding a touch of elegance, the facings can be stained to match any type of wood cabinetry you desire. The Chateau Series models feature a 2" maple face front while the Luxury Series models feature a 1" maple face front.



INTEGRATING WITH YOUR CABINETS

Marvel offers many options when it comes to integrating with your cabinets. Most of our products can be ordered with doors that will accept an overlay door panel. Add your cabinet door panel and handle to complete the integrated look.



WINE CELLARS

WINE CELLARS

CHATEAU SERIES

FEATURES

- Exclusive Sentry System™ refrigeration monitor
- Cool blue LED display and controls are discreetly located
- Marvel's specially designed 'Close Door Assist' door
- Sabbath mode and programmable Fahrenheit or Celsius temperature display are easily chosen with the intuitive touch controls
- Vibration Neutralization System™
- Full extension, glide-out racks with natural maple wood fronts
- 2" Maple rack facings are easy to stain or paint to match cabinetry
- Dual-pane, tinted, UV-resistant glass door
- Door has matching full-length door handle
- Glass door models showcase contents with elegant interior lighting
- Audible alarm signals if the temperature goes above or below the temperature setting for a period of time or if door is left ajar
- Black cabinets have signature black interiors; white cabinets have high gloss white interiors
- Right or left hinge preference must be specified at time of order
- Overlay frame glass door accepts customer supplied wood frame overlay rails, stiles and handle
- Optional door lock available
- Optional pre-finished Marvel Shelf Front Kits available in black, high gloss white* and stainless steel

* Gloss white not available on 6SDZE and 8SWCE



DUAL ZONE WINE REFRIGERATION

Whether Red or White, storing, chilling or serving – Marvel's Dual Zone Wine Cellar is designed for the job. Two distinctly separated zones are independently controlled and monitored. Forced air cooling helps to maintain the desired temperature settings.

DUAL ZONE WINE CELLAR



6SDZE - DUAL ZONE

TWO ZONES ARE INDEPENDENTLY CONTROLLED AND MONITORED FOR PERFECT WINE STORAGE

- 24" Wide
- Stores 44 bottles
Upper zone: 24 bottles
Lower zone: 20 bottles
- 5.45 cu. ft.
- 6 glide-out wine racks
- 33 3/4" min. H
- 23 7/8" W
- 23 7/8" D
- Height adjustment up to 1" with leveling legs

Door Options:

- Black Cabinet, Stainless Steel Framed Glass Door
- Black Cabinet, Black Framed Glass Door
- Black Cabinet, Overlay Framed Glass Door



CHAMPAGNE
CELLAR

3SWCE

ULTIMATE WINE STORAGE FOR SMALL SPACES

- 15" Wide
- Stores 24 bottles
- 3.0 cu. ft.
- 6 glide-out wine racks
- Filler kit available to install into 18" wide opening
- 33 3/4" min. H
- 14 3/4" W
- 23 3/4" D
- Height adjustment up to 1" with leveling legs

Door Options:

- Black Cabinet, Stainless Steel Framed Glass Door
- Black Cabinet, Black Framed Glass Door
- Black Cabinet, Overlay Framed Glass Door
- Black Cabinet, Overlay Solid Door
- White Cabinet, White Framed Glass Door

6SWCE

WINE STORAGE AT THE PINNACLE OF LUXURY

- 24" Wide
- Stores 54 bottles
- 6.1 cu. ft.
- 6 glide-out wine racks
- 1 stationary wine cradle
- 33 3/4" min. H
- 23 7/8" W
- 24 1/4" D
- Height adjustment up to 1" with leveling legs

Door Options:

- Black Cabinet, Stainless Steel Framed Glass Door
- Black Cabinet, Black Framed Glass Door
- Black Cabinet, Overlay Framed Glass Door
- Black Cabinet, Overlay Solid Door
- White Cabinet, White Framed Glass Door

8SWCE

EXPANSIVE DESIGN STATEMENT WITH A GENEROUS STORAGE CAPACITY

- 30" Wide
- Stores 68 bottles
- 7.6 cu. ft.
- 6 glide-out wine racks
- 1 stationary wine cradle
- 33 3/4" min. H
- 29 7/8" W
- 24 1/4" D
- Height adjustment up to 1" with leveling legs

Door Options:

- Black Cabinet, Stainless Steel Framed Glass Door
- Black Cabinet, Black Framed Glass Door
- Black Cabinet, Overlay Framed Glass Door
- White Cabinet, White Framed Glass Door

3SWCCE-BS-GX

SPECIALLY DESIGNED TO HOLD CHAMPAGNE BOTTLES

- 15" Wide
- Stores 15 champagne bottles
- 3.0 cu. ft.
- 5 glide-out champagne racks with stainless steel shelf fronts
- Filler kit available to install into 18" wide opening
- 33 3/4" min. H
- 14 3/4" W
- 23 3/4" D
- Height adjustment up to 1" with leveling legs

Door Options:

- Black Cabinet, Stainless Steel Framed Glass Door

WINE CELLARS

LUXURY SERIES

FEATURES

- Exclusive MicroSentry™ refrigeration monitor
- Discreetly located touch controls have amber LED display showing real time temperature of contents
- Marvel's specially designed 'Close Door Assist' door
- Dual-pane, tinted, UV-resistant glass door
- Door has matching full-length door handle
- Glass door models showcase contents with elegant interior lighting
- Wine racks extend smoothly with built-in safety stops
- 1" Maple rack facings are easy to stain or paint to match cabinetry
- Black cabinets have signature black interiors; white cabinets have high gloss white interiors
- Right or left hinge preference must be specified at time of order
- Overlay frame glass door accepts customer supplied wood frame overlay rails, stiles and handle
- Optional door lock available
- Optional HUMIDRAWER™ Cigar Compartment for the 61 WCM model (See page 41)
- Optional pre-finished Marvel Shelf Front Kit available in stainless steel for the 61 WCM

FEATURES WINE DISPLAY RACK



30WCM
A WONDERFUL
ADDITION
TO ANY ROOM

- 15" Wide
- Stores 23 bottles including magnums
- 3.0 cu. ft.
- 5 pull-out wine racks with safety stops
- 1 stationary wine cradle
- Filler kit available to install into 18" wide opening
- 33 3/4" min. H
- 14 3/4" W
- 23 3/4" D
- Height adjustment up to 1" with leveling legs

Door Options:

- Black Cabinet, Stainless Steel Framed Glass Door
- Black Cabinet, Black Framed Glass Door
- Black Cabinet, Overlay Framed Glass Door
- Black Cabinet, Overlay Solid Door
- White Cabinet, White Framed Glass Door



61 WCM
UNDERCOUNTER
ELEGANCE
WITH LARGE CAPACITY

- 24" Wide
- Stores 45 bottles including magnums
- 6.1 cu. ft.
- 4 pull-out wine racks with safety stops
- 1 inclined display rack
- 1 stationary wine cradle
- 33 3/4" min. H
- 23 7/8" W
- 24 1/4" D
- Height adjustment up to 1" with leveling legs

Door Options:

- Black Cabinet, Stainless Steel Framed Glass Door
- Black Cabinet, Black Framed Glass Door
- Black Cabinet, Overlay Framed Glass Door
- Black Cabinet, Overlay Solid Door
- White Cabinet, White Framed Glass Door



DISPLAY YOUR FAVORITE BOTTLES

The 61 WCM features an inclined display rack which nicely showcases those extra special bottles.



BEVERAGE CENTERS

6BARM-BS-C-L

BEVERAGE CENTERS

CHATEAU SERIES

FEATURES

- Exclusive Sentry System™ refrigeration monitor
- Cool blue LED display and controls are discreetly located
- Marvel's specially designed 'Close Door Assist' door
- Sabbath mode and programmable Fahrenheit or Celsius temperature display are easily chosen with the intuitive touch controls
- Vibration Neutralization System™
- Split top shelf design allows easy access to canned beverages on the left side and large bottle storage on the right side. Perfect for storing open bottles.
(Models 6SBARE and 8SBARE only)
- Removable shelves allow you to change the storage configuration to suit your needs
- Glide-out racks with elegant maple wood fronts
- 2" Maple rack facings are easy to stain or paint to match cabinetry
- Dual-pane, tinted, UV-resistant glass door
- Door has matching full-length door handle
- Glass door models showcase contents with elegant interior lighting
- Black cabinets have signature black interiors; white cabinets have high gloss white interiors
- Right or left hinge preference must be specified at time of order
- Overlay frame glass door accepts customer supplied wood frame overlay rails, stiles and handle
- Optional pre-finished Marvel Shelf Front Kits available in black, high gloss white and stainless steel

FLEXIBLE STORAGE AND LARGE CAPACITY



*Luxury Series unit shown



3SBARE

CONVENIENCE IN
A SMALL AND
EXQUISITE MODEL

- 15" Wide
- Stores 4 wine bottles, 36 cans
- 3.0 cu. ft.
- 1 glide-out wine rack
- 3 glide-out glass shelves
- Filler kit available to install into 18" wide opening
- 33 3/4" min. H
- 14 3/4" W
- 23 3/4" D
- Height adjustment up to 1" with leveling legs

Door Options:

- Black Cabinet, Stainless Steel Framed Glass Door
- Black Cabinet, Black Framed Glass Door
- Black Cabinet, Overlay Framed Glass Door
- Black Cabinet, Overlay Solid Door
- White Cabinet, White Framed Glass Door



6SBARE

AN EXTENSIVE
CAPACITY FOR A
24" WIDE UNIT

- 24" Wide
- Stores 14 wine bottles, 84 cans (max. 114 stacked)
- 6.1 cu. ft.
- 1 stationary half shelf
- 1 glide-out wine rack
- 2 glide-out glass shelves
- 1 stationary wine cradle
- 33 3/4" min. H
- 23 7/8" W
- 24 1/4" D
- Height adjustment up to 1" with leveling legs

Door Options:

- Black Cabinet, Stainless Steel Framed Glass Door
- Black Cabinet, Black Framed Glass Door
- Black Cabinet, Overlay Framed Glass Door
- Black Cabinet, Overlay Solid Door
- White Cabinet, White Framed Glass Door



8SBARE

ELEGANCE MEETS
SPACIOUSNESS IN THIS
MAGNIFICENT MODEL

- 30" Wide
- Stores 18 wine bottles, 144 cans (max. 162 stacked)
- 7.6 cu. ft.
- 1 glide-out wine rack
- 2 glide-out glass shelves
- 1 stationary wine cradle
- 33 3/4" min. H
- 29 7/8" W
- 24 1/4" D
- Height adjustment up to 1" with leveling legs

Door Options:

- Black Cabinet, Stainless Steel Framed Glass Door
- Black Cabinet, Black Framed Glass Door
- Black Cabinet, Overlay Framed Glass Door

BEVERAGE CENTERS

LUXURY SERIES

FEATURES

- Exclusive MicroSentry™ refrigeration monitor
- Discreetly located touch controls have amber LED display showing real time temperature of contents
- Marvel's specially designed 'Close Door Assist' door
- Dual-pane, tinted, UV-resistant glass door
- Door has matching full-length door handle
- Glass door models showcase contents with elegant interior lighting
- Split top shelf design allows easy access to canned beverages on the left side and large bottle storage on the right side. Perfect for storing open bottles. *(Model 6BARM only)*
- Wine racks extend smoothly with built-in safety stops
- 1" Maple rack facings are easy to stain or paint to match cabinetry
- Black cabinets have signature black interiors; white cabinets have high gloss white interiors
- Right or left hinge preference must be specified at time of order
- Overlay frame glass door accepts customer supplied wood frame overlay rails, stiles and handle



3BARM
QUIET AND ELEGANT

- 15" Wide
- Stores 4 wine bottles, 60 x 12-oz cans
- 3.0 cu. ft.
- 1 slide-out wine rack
- 2 perforated powder paint coated metal shelves
- Filler kit available to install into 18" wide opening
- 33 3/4" min. H
- 14 3/4" W
- 23 3/4" D
- Height adjustment up to 1" with leveling legs

Door Options:

- Black Cabinet, Stainless Steel Framed Glass Door
- Black Cabinet, Black Framed Glass Door
- Black Cabinet, Overlay Framed Glass Door
- Black Cabinet, Overlay Solid Door
- White Cabinet, White Framed Glass Door




6BARM
ONE OF MARVEL'S MOST POPULAR AND VERSATILE PERFORMERS

- 24" Wide
- Stores 14 wine bottles, 103 x 12-oz cans (max.133 stacked)
- 6.1 cu. ft.
- 1 perforated powder paint coated metal shelf
- 1 removable tempered glass shelf
- 1 slide-out wine rack
- 1 stationary wine cradle
- 33 3/4" min. H
- 23 7/8" W
- 24 1/4" D
- Height adjustment up to 1" with leveling legs

Door Options:

- Black Cabinet, Stainless Steel Framed Glass Door
- Black Cabinet, Black Framed Glass Door
- Black Cabinet, Overlay Framed Glass Door
- Black Cabinet, Overlay Solid Door
- White Cabinet, White Framed Glass Door



ELEGANT SHOWCASE

For an enhanced display, Marvel's glass door models feature elegant interior lighting which showcase the contents inside.



REFRIGERATION

REFRIGERATION

REFRIGERATED DRAWERS

FEATURES

- Exclusive Sentry System™ refrigeration monitor
- White drawer interiors are ideal for fresh food storage
- Extra-deep lower drawer stores 2-liter and wine bottles standing up
- Full extension drawer slides provide easy access
- LED light system provides clean, bright interior lighting
- Drawer fronts available in stainless steel, black, gloss white, or overlay panel
- Includes user-activated Sabbath mode
- Enhanced microprocessor technology provides superior temperature control
- Ultra-efficient refrigeration system delivers fast cool-down, superior temperature control and longevity
- Auto defrost
- Optional E-Z Stor Storage System and adjustable Drawer Dividers for added organization (See page 41)



60RDE

PLENTY OF REFRIGERATED STORAGE SPACE WITH THIS 5.8 CU. FT. BEAUTY

- 24" Wide
- 5.8 cu. ft.
- 33 3/4" min. H
- 23 7/8" W
- 24 1/4" D
- Height adjustment up to 1" with leveling legs

Door Options:

- Black Cabinet, Stainless Steel Solid Door
- Black Cabinet, Black Solid Door
- Black Cabinet, Overlay Solid Door
- White Cabinet, White Solid Door
- White Cabinet, Overlay Solid Door



80RDE

UNPARALLELED 7.6 CU. FT STORAGE CAPACITY

- 30" Wide
- 7.6 cu. ft.
- 33 3/4" min. H
- 29 7/8" W
- 24 1/4" D
- Height adjustment up to 1" with leveling legs

Door Options:

- Black Cabinet, Stainless Steel Solid Door
- Black Cabinet, Black Solid Door
- Black Cabinet, Overlay Solid Door
- White Cabinet, White Solid Door
- White Cabinet, Overlay Solid Door



CONVENIENCE REDEFINED

Marvel's refrigerated drawers are designed for copious storage of fresh foods or beverages. The bottom drawer is deep enough to hold most tall bottles.



80RDE-BS-F-WI with adjustable Drawer Divider accessory in lower drawer.

REFRIGERATION REFRIGERATORS

FEATURES

- Exclusive MicroSentry™ refrigeration monitor
- Tier 3 Energy Star Compliant
(61ARM and 6ADAM only)
- ADA-compliant (Americans With Disabilities Act)
(6ADAM only)
- Discreetly located touch controls have amber LED temperature display
- Marvel's specially designed 'Close Door Assist' door
- Available in 15" and 24" widths
- Automatic interior light
- Auto defrost
- Convenient door shelves
- Available in black, white, stainless steel or overlay solid doors
- Door has matching bar handle
- Right or left hinge preference must be specified at time of order
- Optional door lock available



ULTRA-EFFICIENT COOLING

Marvel's refrigerators and Refrigerator/Freezers feature ultra-efficient refrigeration systems delivering fast cool-down, superior temperature control and longevity.



PLENTY OF SPACE

Although Marvel's ADA units are smaller in height compared to other models - they are still specially designed for ultimate capacity.

ADA
HEIGHT



30ARM REFRIGERATOR

- 15" Wide
- 3.0 cu. ft.
- 3 adjustable, chrome-plated wire shelves
- 3 storage shelves in door
- Filler kit available to install into 18" wide opening
- 33 3/4" min. H
- 14 3/4" W
- 23 3/4" D
- Height adjustment up to 1" with leveling legs

Door Options:

- Black Cabinet, Stainless Steel Solid Door
- Black Cabinet, Black Solid Door
- Black Cabinet, Overlay Solid Door
- White Cabinet, Stainless Steel Solid Door
- White Cabinet, White Solid Door
- White Cabinet, Overlay Solid Door



61ARM REFRIGERATOR



- 24" Wide
- 6.1 cu. ft.
- 2 adjustable white wire shelves
- 3 storage shelves in door
- 33 3/4" min. H
- 23 7/8" W
- 24 1/4" D
- Height adjustment up to 1" with leveling legs

Door Options:

- Black Cabinet, Stainless Steel Solid Door
- Black Cabinet, Black Solid Door
- Black Cabinet, Overlay Solid Door
- White Cabinet, Stainless Steel Solid Door
- White Cabinet, White Solid Door
- White Cabinet, Overlay Solid Door



6ADAM ADA HEIGHT REFRIGERATOR



- 24" Wide
- 5.4 cu. ft.
- Holds 120 x 12-oz cans (max. 150 stacked)
- 2 white wire shelves with safety stops
- 2 storage bins on inner door panel
- 31 1/8" min. H
- 23 7/8" W
- 24 1/4" D
- Height adjustment up to 1" with leveling legs

Door Options:

- Black Cabinet, Stainless Steel Solid Door
- Black Cabinet, Black Solid Door
- Black Cabinet, Overlay Solid Door
- White Cabinet, White Solid Door
- White Cabinet, Overlay Solid Door

REFRIGERATION

REFRIGERATOR/FREEZERS

FEATURES

- Available in 24" and 30" widths
- Marvel's specially designed 'Close Door Assist' door
- Top mounted freezer compartment with self-closing door
- Three door shelves
- Two ice cube trays
- Automatic interior light
- Manual defrost freezer



61 RF
REFRIGERATOR/FREEZER

- 24" Wide
- Refrigerator: 5.3 cu. ft.
- Freezer: 0.73 cu. ft.
- 2 removable tempered glass shelves
- 33 3/4" min. H
- 23 7/8" W
- 24 1/4" D
- Height adjustment up to 1" with leveling legs

Door Options:

- Black Cabinet, Stainless Steel Solid Door
- Black Cabinet, Black Solid Door
- Black Cabinet, Overlay Solid Door
- White Cabinet, Stainless Steel Solid Door
- White Cabinet, White Solid Door
- White Cabinet, Overlay Solid Door



80RF
REFRIGERATOR/FREEZER

- 30" Wide
- Refrigerator: 7.2 cu. ft.
- Freezer: 0.73 cu. ft.
- 2 wide chrome-plated wire shelves
- 33 3/4" min. H
- 29 7/8" W
- 24 1/4" D
- Height adjustment up to 1" with leveling legs

Door Options:

- Black Cabinet, Stainless Steel Solid Door
- Black Cabinet, Black Solid Door
- White Cabinet, White Solid Door



MAXIMUM STORAGE CAPACITY

Marvel Refrigerators and Refrigerator/Freezers feature storage bins on the doors that can easily store larger and taller items.



FULL SIZE COMBINATION UNITS

FULL SIZE COMBINATION UNITS

CHATEAU SERIES

FEATURES

Combine wine cellars, refrigerators and refrigerated drawers to suit your needs. Exclusive Sentry System™ refrigeration monitor (*See page 3*) is found on all these units.

WINE CELLARS AND BEVERAGE CENTERS

- Cool blue LED display and controls are discreetly located
- Marvel's specially designed 'Close Door Assist' door
- Sabbath mode and programmable Fahrenheit or Celsius temperature display are easily chosen with the intuitive touch controls
- Vibration Neutralization System™
- 2" Maple rack facings are easy to stain or paint to match cabinetry
- Dual-pane, tinted, UV-resistant glass door
- Door has matching full-length door handle
- Glass door models showcase contents with elegant interior lighting
- Black cabinets have signature black interiors
- Right or left hinge preference must be specified at time of order
- Overlay frame glass door accepts customer supplied wood frame overlay rails, stiles and handle
- Optional pre-finished Marvel Shelf Front Kits available in black, high gloss white and stainless steel

WINE CELLARS

- Two independently controlled temperature zones
- Full extension, glide-out racks with natural maple wood fronts
- Optional door lock available

BEVERAGE CENTERS

- Split top shelf design allows easy access to canned beverages on the left side and large bottle storage on the right side. Perfect for storing open bottles
- Glide-out racks with elegant maple wood fronts

REFRIGERATED DRAWERS

- White drawer interiors are ideal for fresh food storage
- Extra-deep lower drawer vertically stores 2-liter and wine bottles
- Full extension drawer slides provide easy access
- LED light system provides clean, bright interior lighting
- Includes user-activated Sabbath mode
- Enhanced microprocessor technology provides superior temperature control
- Ultra-efficient refrigeration system delivers fast cool-down, superior temperature control and longevity
- Powder coat painted steel cabinets and doors provide an attractive, low maintenance exterior
- Auto defrost
- Optional E-Z Stor Storage System and adjustable Drawer Dividers for added organization (*See page 41*)



66SWCE

WINE CELLAR

- 24" Wide
- Stores 108 bottles (2 x 54)
- 12.2 cu. ft.
- 12 glide-out wine racks
- 2 stationary wine cradles
- 67 1/2" min. H
- 24 1/8" W
- 24 1/4" D
- Height adjustment up to 1" with leveling legs

Door Options:

- Black Cabinet Only
- Stainless Steel Framed Glass Door
- Black Framed Glass Door
- Overlay Framed Glass Door



66SWBE

WINE CELLAR AND BEVERAGE CENTER

- 24" Wide
- Stores 68 bottles, 84 cans (max. 114 cans stacked)
- 12.2 cu. ft.
- Wine storage in upper section
- Beverage storage in lower section
- 67 1/2" min. H
- 24 1/8" W
- 24 1/4" D
- Height adjustment up to 1" with leveling legs

Door Options:

- Black Cabinet Only
- Stainless Steel Framed Glass Door
- Overlay Framed Glass Door



66SBWE

BEVERAGE CENTER AND WINE CELLAR

- 24" Wide
- Stores 68 bottles, 84 cans (max. 114 cans stacked)
- 12.2 cu. ft.
- Beverage storage in upper section
- Wine storage in lower section
- 67 1/2" min. H
- 24 1/8" W
- 24 1/4" D
- Height adjustment up to 1" with leveling legs

Door Options:

- Black Cabinet Only
- Stainless Steel Framed Glass Door
- Black Framed Glass Door



66SWDE

WINE CELLAR AND REFRIGERATED DRAWERS

- 24" Wide
- Upper: Stores 54 bottles/ 5.9 cu. ft.
- Lower: 5.8 cu. ft.
- Wine storage on upper section
- Full extension deep drawers on lower section
- 67 1/2" min. H
- 24 1/8" W
- 24 1/4" D
- Height adjustment up to 1" with leveling legs

Door Options:

- Black Cabinet Only
- Stainless Steel Framed Glass Door
- Black Framed Glass Door
- Overlay Framed Glass Door
- Overlay Solid Door

Drawer Fronts:

- Black Cabinet Only
- Stainless Steel Solid Door
- Black Solid Door
- Overlay Solid Door

FULL SIZE COMBINATION UNITS

LUXURY SERIES

FEATURES

- Exclusive MicroSentry™ refrigeration monitor
- Discreetly located touch controls have amber LED temperature display
- Marvel's specially designed 'Close Door Assist' door
- Dual-pane, tinted, UV-resistant glass door
- Door has matching full-length door handle
- Glass door models showcase contents with elegant interior lighting
- Optional HUMIDRAWER™ Cigar Compartment on all Luxury Series full size wine beverage centers (See page 41)

WINE CELLAR

- Wine racks extend smoothly with built-in safety stops
- 1" Maple rack facings are easy to stain or paint to match cabinetry
- Black cabinets have signature black interiors; white cabinets have high gloss white interiors
- Right or left hinge preference must be specified at time of order
- Overlay frame glass door accepts customer supplied wood frame overlay rails, stiles and handle

BEVERAGE CENTER

- Split top shelf design allows easy access to canned beverages on the left side and large bottle storage on the right side. Perfect for storing open bottles.
- Wine racks extend smoothly with built-in safety stops
- 1" Maple rack facings are easy to stain or paint to match cabinetry
- Black cabinets have signature black interiors; white cabinets have high gloss white interiors
- Right or left hinge preference must be specified at time of order
- Overlay frame glass door accepts customer supplied wood frame overlay rails, stiles and handle





66WCM

WINE CELLAR

- 24" Wide
- Stores 90 bottles including magnums/12.2 cu. ft.
- 8 pull-out wine racks with safety stops
- 2 stationary display racks
- 2 stationary wine cradles
- 67 1/2" min. H
- 24 1/8" W
- 24 1/4" D
- Height adjustment up to 1" with leveling legs

Door Options:

- Black Cabinet Only
- Stainless Steel Framed Glass Door
- Black Framed Glass Door
- Overlay Framed Glass Door



66WBM

WINE CELLAR AND BEVERAGE CENTER

- 24" Wide
- Stores 59 bottles including magnums /12.2 cu. ft.
- 103 x12 oz cans (max. 133 cans stacked)
- Wine storage in upper section
- Beverage storage in lower section
- 67 1/2" min. H
- 24 1/8" W
- 24 1/4" D
- Height adjustment up to 1" with leveling legs

Door Options:

- Black Cabinet Only
- Stainless Steel Framed Glass Door
- Overlay Framed Glass Door



66BWM

BEVERAGE CENTER AND WINE CELLAR

- 24" Wide
- Stores 59 bottles including magnums /12.2 cu. ft.
- 103 x12 oz cans (max. 133 cans stacked)
- Beverage storage in upper section
- Wine storage in lower section
- 67 1/2" min. H
- 24 1/8" W
- 24 1/4" D
- Height adjustment up to 1" with leveling legs

Door Options:

- Black Cabinet Only
- Stainless Steel Framed Glass Door
- Overlay Framed Glass Door





ICE MACHINES

THE DIFFERENCE IS CRYSTAL CLEAR

Simply freezing water also freezes any impurities that are in it, altering its taste—and any beverage it touches. That is why Marvel's clear ice machines utilize a specialized process that removes impurities during the freezing process. This results in crystal clear, gourmet ice that perfectly chills beverages.



Marvel Clear Ice



Regular Ice

ICE MACHINES FEATURES

For ice when you need it, choose one of Marvel's Clear or Crescent Ice Machines.



CLEAR ICE

Simply freezing water also freezes any impurities that are in it, altering its taste—and any beverage it touches. That is why Marvel's clear ice machines utilize a specialized process, called *progressive freezing* that removes impurities during the freezing process resulting in clear, pure ice. The size and shape of Marvel's clear ice cube is designed to cool your beverage quicker while taking less room in your glass.



PLENTY OF ICE STORAGE

Marvel's Clear ice machines store up to 30 lbs of clear ice. Over time, stored ice will become less clear, so stored ice will melt and new ice will continually be made to be ready for your use.



ICE MACHINES

CRYSTAL CLEAR ICE

FEATURES

- Produces crystal clear, gourmet ice cubes
- Microprocessor technology provides precise ice production control
- High-efficiency, low-maintenance condenser design suitable for built-in (zero clearance) installations
- Stainless steel ice cutter
- Auto defrost
- Produces up to 30 lbs of ice cubes in 24-hrs
- Storage capacity of up to 30 lbs
- Equipped with Cleaning Mode
- Large rigid ice scoop located on inner door panel for improved accessibility
- Filler kit available to install into 18" wide opening
- Order without drain pump for installations where drain is lower than the ice machine
- Order with the drain pump, factory installed for installations where drain is higher than the ice machine
(See page 41)

30iMT only

- UL Listed suitable for outdoor use
- Enclosed in high-performance stainless steel
- Stainless grille



30iMT
INDOOR
CLEAR ICE MACHINE

- 15" Wide
- Produces up to 30 lbs
- Stores up to 30 lbs
- 33 3/4" min. H
- 14 3/4" W
- 23 3/4" D
- Height adjustment up to 1" with leveling legs

Door Options:

- Black Cabinet, Stainless Steel Solid Door
- Black Cabinet, Black Solid Door
- Black Cabinet, Overlay Solid Door
- White Cabinet, Stainless Steel Solid Door
- White Cabinet, White Solid Door
- White Cabinet, Overlay Solid Door



30iMT
INDOOR/OUTDOOR
CLEAR ICE MACHINE

- 15" Wide
- Produces up to 30 lbs
- Stores up to 30 lbs
- 33 3/4" min. H
- 14 3/4" W
- 23 3/4" D
- Height adjustment up to 1" with leveling legs

Door Options:

- Stainless Steel Cabinet
- Stainless Steel Solid Door



30iMAT
INDOOR ADA HEIGHT
CLEAR ICE MACHINE

- 15" Wide
- Produces up to 30 lbs
- Stores up to 30 lbs
- 31 1/8" min. H
- 14 3/4" W
- 23 3/4" D
- Height adjustment up to 1" with leveling legs

Door Options:

- Black Cabinet, Stainless Steel Solid Door
- Black Cabinet, Black Solid Door
- Black Cabinet, Overlay Solid Door
- White Cabinet, White Solid Door
- White Cabinet, Overlay Solid Door

ICE MACHINES

CRESCENT SHAPED ICE

FEATURES

- Produces crescent shaped ice cubes
 - Removable ice bucket
 - Manual Defrost
 - No drain required
- 250iM only
- UL Listed suitable for outdoor use
 - Enclosed in high-performance stainless steel
 - Stainless grille



15iM
INDOOR COUNTER TOP
ICE MACHINE

- 15" Wide
- Produces up to 12 lbs of ice in 24 hours
- Storage capacity of up to 15 lbs
- 24 1/4" H
- 14 3/4" W
- 22 1/4" D
- Height adjustment up to 1" with leveling legs

Door Options:

- Black Cabinet, Stainless Steel Solid Door
- Black Cabinet, Black Solid Door
- White Cabinet, White Solid Door



25iM
INDOOR UNDERCOUNTER
ICE MACHINE

- 15" Wide
- Filler kit available to install into 18" wide opening
- Produces up to 15 lbs of ice in 24 hours
- Storage capacity of up to 20 lbs
- 33 3/4" min. H
- 14 3/4" W
- 22 1/4" D
- Adjustable toe grille adjusts from 3.25" to 4"
- Height adjustment up to 1" with leveling legs

Door Options:

- Black Cabinet, Stainless Steel Solid Door
- Black Cabinet, Black Solid Door
- Black Cabinet, Overlay Solid Door
- White Cabinet, Stainless Steel Solid Door
- White Cabinet, White Solid Door
- White Cabinet, Overlay Solid Door



250iM
INDOOR/OUTDOOR
UNDERCOUNTER ICE MACHINE

- 15" Wide
- Filler kit available to install into 18" wide opening
- Produces up to 15 lbs of ice in 24 hours
- Storage capacity of up to 20 lbs
- 33 3/4" min. H
- 14 3/4" W
- 22 1/4" D
- Adjustable toe grille adjusts from 3.25" to 4"
- Height adjustment up to 1" with leveling legs

Door Options:

- Stainless Steel Cabinet, Stainless Steel Solid Door



DRAFT BEER DISPENSERS



EXCLUSIVE COOLING POWER

Marvel's undercounter freestanding or built-in beer dispensers have the refrigeration capacity to keep a half keg of beer frosty cold, from start to finish, right out of the tap.

DRAFT BEER DISPENSERS

INDOOR/OUTDOOR

FEATURES

- Accommodates half or quarter draft beer kegs or two 1/6 barrels (double tower would be required)
- May be built into 24" wide undercounter space, freestanding or portable
- Optional heavy duty casters with locking capabilities
- Includes all necessary tapping equipment; draft tower, hoses, 5lbs CO² tank and regulator, plus drip tray and interior floor shield to protect inside liner
- Draft tower can be mounted on any countertop surface
- Full auto defrost
- Optional accessory items include built-in drain system and tap cleaning kit

Outdoor units:

- UL Listed suitable for outdoor use
- Refrigerator cabinet and door encased in corrosion resistant stainless steel



61HK
INDOOR

- 33 3/4" min. H
- 23 7/8" W
- 24 1/4" D
- Height adjustment up to 1" with leveling legs
- Height 37" with optional casters

Door Options:

- Black Cabinet, Stainless Steel Solid Door
- Black Cabinet, Black Solid Door
- Black Cabinet, Overlay Solid Door



60HK
INDOOR/OUTDOOR

- 33 3/4" min. H
- 23 7/8" W
- 24 1/4" D
- Height adjustment up to 1" with leveling legs
- Height 37" with optional casters

Door Options:

- Stainless Steel Cabinet Only
- Stainless Steel Solid Door Only



OUT OF SIGHT

Marvel's Draft Beer Dispensers hide kegs from sight while keeping them cold and can accommodate either a half or quarter draft beer keg.



OUTDOOR SERIES

60HK-SS-F-R, 30iMT-SS-F-R, 60ARM-SS-F-R & 60SWCE-SS-F-R

OUTDOOR SERIES REFRIGERATION

UL
LISTED
FOR
OUTDOOR
USE



WINE CELLAR

60SWCE

24" WIDE/54 BOTTLES/6.1 CU. FT.

- Exclusive Sentry System™ refrigeration monitor
- Vibration Neutralization System™ (VNS)
- Discreet, cool blue LED display shows real time temperature of wine
- Intuitive touch controls are discreetly located for understated elegance
- Full-extension glide-out racks
- Cabinet exterior, door and wine rack fronts encased in stainless steel
- Signature black interior
- Full auto defrost
- Optional accessories: Easy roll casters and protective vinyl cover (See page 41)
- 33 3/4" min. H
- 23 7/8" W
- 24 1/4" D
- Height adjustment up to 1" with leveling legs



BEVERAGE CENTER

60BARM

24" WIDE/6.1 CU. FT.

- Exclusive MicroSentry™ refrigeration monitor
- Split top shelf design allows easy access to canned beverages on the left side and large bottle storage on the right side. Perfect for storing open bottles.
- Stores 14 bottles of wine and 103 canned beverages (max. 133 cans if double stacked on right)
- Cabinet exterior and door encased in stainless steel
- Full auto defrost
- Optional accessories: Easy roll casters and protective vinyl cover (See page 41)
- 33 3/4" min. H
- 23 7/8" W
- 24 1/4" D
- Height adjustment up to 1" with leveling legs



REFRIGERATED DRAWERS

60RDE

24" WIDE/5.8 CU. FT.

- Exclusive Sentry System™ refrigeration monitor
- Touch controls and electronic display are discreetly located
- Extra-deep lower drawer vertically stores 2-liter and wine bottles
- Cabinet exterior and drawer fronts encased in stainless steel
- Full extension drawer slides provide easy access
- 33 3/4" min. H*
- 23 7/8" W
- 24 1/4" D
- Height adjustment up to 1" with leveling legs



ALL REFRIGERATOR

3OARM

15" WIDE/3.0 CU. FT

- Exclusive MicroSentry™ refrigeration monitor
- 3 adjustable chrome-plated wire shelves
- 3 door shelves
- Automatic interior light
- Auto Defrost
- Cabinet exterior and door encased in stainless steel
- Filler kit available to install into 18" wide opening
- Optional accessory: Easy roll casters (See page 41)
- 33 3/4" min. H
- 14 3/4" W
- 23 3/4" D
- Height adjustment up to 1" with leveling legs



ALL REFRIGERATOR

6OARM

24" WIDE/6.1 CU. FT



- Exclusive MicroSentry™ refrigeration monitor
- Energy Star Compliant
- 2 removable wire shelves
- 3 door shelves
- Automatic interior light
- Cabinet exterior and door encased in stainless steel
- Auto Defrost
- Optional accessories: Easy roll casters and protective vinyl cover (See page 41)
- 33 3/4" min. H
- 23 7/8" W
- 24 1/4" D
- Height adjustment up to 1" with leveling legs



ALL REFRIGERATOR

6ORGDM

24" WIDE/6.1 CU. FT



- Exclusive MicroSentry™ refrigeration monitor
- Energy Star Compliant
- Split top shelf design allows easy access to canned beverages on the left side and large bottle storage on the right side. Perfect for storing open bottles.
- 2 removable wire shelves
- Automatic interior light
- Cabinet exterior and door encased in stainless steel
- Auto Defrost
- Optional accessories: Easy roll casters and protective vinyl cover (See page 41)
- 33 3/4" min. H
- 23 7/8" W
- 24 1/4" D
- Height adjustment up to 1" with leveling legs

OUTDOOR SERIES

ICE MACHINE & DRAFT BEER DISPENSER

UL
LISTED
FOR
OUTDOOR
USE



ICE MACHINE 30iMT

15" WIDE/CLEAR ICE CUBES

- Cabinet exterior and door encased in stainless steel
- Produces up to 30 lbs of crystal clear ice in a 24 hour period
- Stores up to 30 lbs
- Filler kit available to install into 18" wide opening
- Order without drain pump for installations where drain is lower than the ice machine
- Order with the drain pump, factory installed for installations where drain is higher than the ice machine (See page 41)
- Optional accessory: Easy roll casters (See page 41)
- 33 3/4" min. H
- 14 3/4" W
- 23 3/4" D
- Height adjustment up to 1" with leveling legs



ICE MACHINE 250iM

15" WIDE/CRESCENT SHAPED ICE

- Cabinet exterior and door encased in stainless steel
- Filler kit available to install into 18" wide opening
- Produces up to 15 lbs of ice in 24 hours
- Storage capacity of up to 20 lbs
- 33 3/4" min. H
- 14 3/4" W
- 22 1/4" D
- Adjustable toe grille adjusts from 3.25" to 4"
- Height adjustment up to 1" with leveling legs



DRAFT BEER DISPENSER 60HK

24" WIDE INDOOR/OUTDOOR

- Refrigerator cabinet and door encased in stainless steel
- Holds half or quarter kegs and can be built into 24" wide undercounter space, freestanding or portable with optional casters
- Complete with draft tower, hoses, 5 lbs CO² tank and regulator, drip tray and interior floor shield
- Full auto defrost
- Optional accessories: Easy roll casters and protective vinyl cover (See page 41)
- Optional stainless steel glass rail
- 33 3/4" min. H
- 23 7/8" W
- 24 1/4" D
- Height adjustment up to 1" with leveling legs



ADA SERIES

ADA SERIES UNDERCOUNTER REFRIGERATION



30iMAT

ADA HEIGHT
CLEAR ICE MACHINE

- 15" Wide
- Produces crystal clear, gourmet ice cubes
- Produces up to 30 lbs
- Stores up to 30 lbs
- Commercial quality
- Auto defrost
- Requires gravity drain or optional Marvel Drain Pump (See page 41)
- 31 1/8" min. H
- 14 3/4" W
- 23 3/4" D
- Height adjustment up to 1" with leveling legs

Door Options:

- Black Cabinet, Stainless Steel Solid Door
- Black Cabinet, Black Solid Door
- Black Cabinet, Overlay Solid Door
- White Cabinet, White Solid Door
- White Cabinet, Overlay Solid Door



6ADAM

ADA HEIGHT
REFRIGERATOR



- 24" Wide
- 5.4 cu. ft.
- Exclusive MicroSentry™ refrigeration monitor
- Tier 3 Energy Star compliant
- Split top shelf design allows easy access to canned beverages on the left side and large bottle or opened bottle storage on the right side
- 2 pull-out white wire shelves with safety stops
- Holds 120 12-oz. canned beverages (max. 150 stacked)
- Full auto defrost
- 31 1/8" min. H
- 23 7/8" W
- 24 1/4" D
- Height adjustment up to 1" with leveling legs

Door Options:

- Black Cabinet, Stainless Steel Solid Door
- Black Cabinet, Black Solid Door
- Black Cabinet, Overlay Solid Door
- White Cabinet, White Solid Door
- White Cabinet, Overlay Solid Door

Marvel ADA Series
is designed to meet
Universal Design
Configurations



UNIVERSAL DESIGN CONFIGURATIONS

Finally, there is no need to compromise with special design projects, because when it comes to convenient undercounter refrigeration, no one offers more choices and more design possibilities than Marvel.

CUSTOMIZING YOUR MARVEL STYLE & DESIGN DOOR OPTIONS

FRAMED GLASS DOOR OPTIONS



Stainless Steel



Black



White



Overlay

- Framed glass doors are available in stainless, black, white or overlay ready
- Overlay framed glass doors can accept a custom frame and handle supplied by the customer
- Not all door options are available on all models*

SOLID DOOR OPTIONS



Stainless Steel



Black



White



Overlay

- Solid doors are available in stainless, black, white or overlay ready
- Overlay solid doors accept a custom panel and handle supplied by the customer
- Not all door options are available on all models*
- NOTE: Marvel overlay solid door features a reduced depth to accept a custom overlay panel, allowing seamless integration with adjacent cabinets.

*Doors shown on wine cellars are for reference purposes only. Glass doors are not available on refrigerator drawers, ice machines and outdoor models.

CUSTOMIZING YOUR MARVEL OPTIONAL ACCESSORIES

HUMIDRAWER™ CIGAR COMPARTMENT*

Marvel's HumiDrawer™ is handcrafted of rich walnut and lined with aromatic, untreated Spanish cedar, recommended for fine cigar storage. Smooth Spanish cedar dividers are adjustable into four compartments to accommodate cigars from five to eight inches in length. Humidification system is discreetly located. Built-in closure solidly seals the chamber. Designed exclusively to fit Marvel's Luxury Series wine cellars 61WCM, 66WCM, 66WBM and the 66BWM.



DRAWER DIVIDER

Stainless steel drawer dividers neatly hold food and beverages in place, including vertical 2-liter bottles, gallon containers and wine bottles. Drawer dividers are fully adjustable for optimum storage and organization. 80RDE lower divider has an additional sliding cross-piece to maximize use of the supersized lower drawer. Note: Requires removal of factory installed divider. Available for models 60RDE, 80RDE and 60RDE-SS-F.



E-Z STOR STORAGE SYSTEM

Marvel's E-Z Stor System is a European style organization system keeping food fresh while separating odors and flavors. The containers and lids are fully dishwasher safe and the stainless steel bins are easily removed to accompany the chef to prep, cooking and serving areas. Clear plastic lids allow you to see contents easily. Note: Requires removal of factory installed divider. Available for models 60RDE, 80RDE and 60RDE-SS-F.



MARVEL DRAIN PUMP

This rugged, compact drain pump installs easily in our clear ice machines that do not have access to a gravity drain. The sealed-reservoir drain pump is designed especially for applications where a floor drain is not readily accessible. This is a Marvel exclusive that is built to provide years of reliable service. Marvel Drain Pump that can be factory installed or sold separately as a kit - available for models 30iMT, 30iMT-SS-F, 30iMAT.



CASTERS

Why limit your Marvel to just one location? With our optional easy-to-install casters, you can move your Marvel product where you want it, when you want, simultaneously increasing mobility, flexibility and accessibility.

NOTE: Casters will add 3 1/4" height to the overall height of the unit.



PROTECTIVE VINYL COVER

Made of heavy-duty 23-ounce PVC vinyl, with a polyester non-woven back. Available for models 60SWCE, 60BARM, 60ARM, 60RGDM and 60HK.

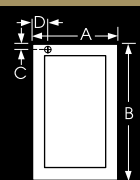
NOTE: To learn more about other accessories available, please contact your local dealer.



INSTALLATION & OVERLAY PANEL SPECIFICATIONS

	Overlay Framed Glass Door		Overlay Framed Glass Door with Lock		Overlay Solid Door		Overlay Solid Door with Lock	
	A	B	C	D	E	F	G	H
6SDZE	23 ¹ / ₁₆	30 ³ / ₁₆	1 ⁵ / ₁₆	3 ¹ / ₁₆	-	-	-	-
3SWCE, 3WCM	14 ¹⁵ / ₁₆	30 ³ / ₁₆	1 ⁵ / ₁₆	3 ¹ / ₁₆	14 ³ / ₄	30 ³ / ₁₆	7 ¹ / ₁₆	3 ¹ / ₁₆
6SWCE, 61 WCM	23 ¹ / ₁₆	30 ³ / ₁₆	1 ⁵ / ₁₆	3 ¹ / ₁₆	23 ³ / ₄	30 ³ / ₁₆	7 ¹ / ₁₆	3 ¹ / ₁₆
8SWCE, 8SBARE	29 ¹ / ₁₆	30 ³ / ₁₆	-	-	-	-	-	-
66SWCE, 66SBWE, 66SWBE	23 ¹ / ₁₆	30 ³ / ₁₆	1 ⁵ / ₁₆	3 ¹ / ₁₆	23 ³ / ₄	30 ³ / ₁₆	7 ¹ / ₁₆	3 ¹ / ₁₆
3SBARE, 3BARM	14 ¹⁵ / ₁₆	30 ³ / ₁₆	1 ⁵ / ₁₆	3 ¹ / ₁₆	14 ³ / ₄	30 ³ / ₁₆	7 ¹ / ₁₆	3 ¹ / ₁₆
6SBARE, 6BARM	23 ¹ / ₁₆	30 ³ / ₁₆	1 ⁵ / ₁₆	3 ¹ / ₁₆	23 ³ / ₄	30 ³ / ₁₆	7 ¹ / ₁₆	3 ¹ / ₁₆
66WCM, 66BWM, 66WBM	23 ¹ / ₁₆	30 ³ / ₁₆	1 ⁵ / ₁₆	3 ¹ / ₁₆	23 ³ / ₄	30 ³ / ₁₆	7 ¹ / ₁₆	3 ¹ / ₁₆
6ORDE	-	-	-	-	23 ³ / ₄	15 ¹ / ₁₆	-	-
8ORDE	-	-	-	-	29 ¹ / ₁₆	15 ¹ / ₁₆	-	-
66SWDE	For upper section (wine cellar) use specifications for 6SWCE, for lower (drawer) use 6ORDE							
3OARM	-	-	-	-	14 ³ / ₄	30 ³ / ₁₆	7 ¹ / ₁₆	3 ¹ / ₁₆
6ADAM	-	-	-	-	23 ³ / ₄	27 ¹¹ / ₁₆	7 ¹ / ₁₆	3 ¹ / ₁₆
61ARM	-	-	-	-	23 ³ / ₄	30 ³ / ₁₆	7 ¹ / ₁₆	3 ¹ / ₁₆
61RF	-	-	-	-	23 ³ / ₄	30 ³ / ₁₆	7 ¹ / ₁₆	3 ¹ / ₁₆
61HK	-	-	-	-	23 ³ / ₄	30 ³ / ₁₆	7 ¹ / ₁₆	3 ¹ / ₁₆
3OIMT	-	-	-	-	14 ³ / ₄	30 ³ / ₁₆	7 ¹ / ₁₆	3 ¹ / ₁₆
3OIMAT	-	-	-	-	14 ³ / ₄	27 ¹¹ / ₁₆	7 ¹ / ₁₆	3 ¹ / ₁₆
25iM	-	-	-	-	14 ³ / ₄	27 ¹¹ / ₁₆	-	-

OVERLAY PANEL SPECIFICATIONS

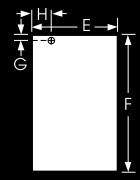


Minimum width of rails/stiles is 1 3/4"

Minimum thickness of rails/stiles is 5/8"

Maximum thickness of rails/ stiles is 3/4"

Dimensions C and D are for doors with locks installed. It will be necessary to drill a hole in the overlay door frame, corresponding to the lock location, prior to assembly. See Owner's Guide for details.



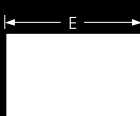
Doors accept flat or raised panels

Maximum weight is 20 lbs

Minimum thickness is 5/8"

Maximum thickness is 3/4"

Dimensions G and H are for doors with locks installed. It will be necessary to drill a hole in the overlay panel, corresponding to the lock location, prior to assembly. See Owner's Guide for details.



Two panels required, one for each drawer

Drawers accept flat or raised panels

Maximum weight is 20 lbs

Minimum thickness is 5/8"

Maximum thickness is 3/4"

Overlay Doors: Dimensions in the chart (left) are for 3" toe kick. For 4" toe kick, refer to installation instructions shipped with each Marvel overlay door or visit Marvel's web site at www.marvelrefrigeration.com

Fig 1. Side view of overlay solid door on a refrigerated drawer

Note: Models that accept overlay panels can be found in the chart on pages 42-43

Fig 2. Top view of overlay solid door on a refrigerated drawer

Note: See Installation Guide for electrical requirements

44

AGA MARVEL



Where hot meets cold.

www.agamarvel.com

AGA MARVEL

PO Box 400
1260 E. VanDeinse St.
Greenville, MI 48838 USA
Tel. 800.223.3900 Fax. 616.754.9690
www.agamarvel.com

© AGA MARVEL 2010
41011608
LIT10-1201

The information presented herein is based on the best data available at time of printing and is believed to be correct. However, nothing stated herein is to be taken as warranty, expressed or implied, regarding the accuracy of the information or the use of our product or products. Products might not appear exactly as shown in images. Specifications and product esthetics are subject to change without notice.

For more information on our family of brands, please visit their corresponding websites:



www.heartlandapp.com



www.aga-ranges.com



www.marvelscientific.com



www.northlandnka.com

ISO 9001:2008
ISO 14001:2004



www.marvelrefrigeration.com