

FRIGIDAIRE

affinity



Front Load Dryers

FAQG7001L B/W

6 Dry Cycles
7.0 Cu. Ft. Gas



Optional SpaceWise® Pedestal Drawer Shown

Product Dimensions

Height	36"
Width	27"
Depth	30-5/16"

More Easy To Use Features

SilentDesign™
for quiet operation.

Moisture Sensor

**Optional SpaceWise®
Pedestal Drawer**

Reversible Door

Available in:



Classic
Black
(B)



Classic
White
(W)

*Based on I.E.C. std. 60456 4th Edition for dryers
37" or less in height and 27" or less in width.

Signature Features



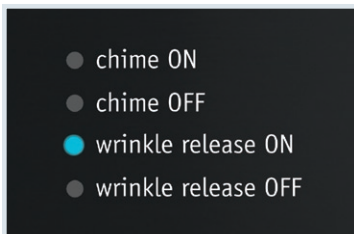
Ultra-Capacity Dryer

The largest in its class*, so you can finish more laundry, even faster.



DrySense™ Technology

Dries your clothes more precisely, reducing wrinkles.



- chime ON
- chime OFF
- wrinkle release ON
- wrinkle release OFF

Wrinkle Release Technology

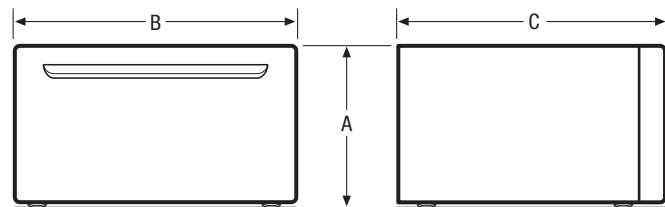
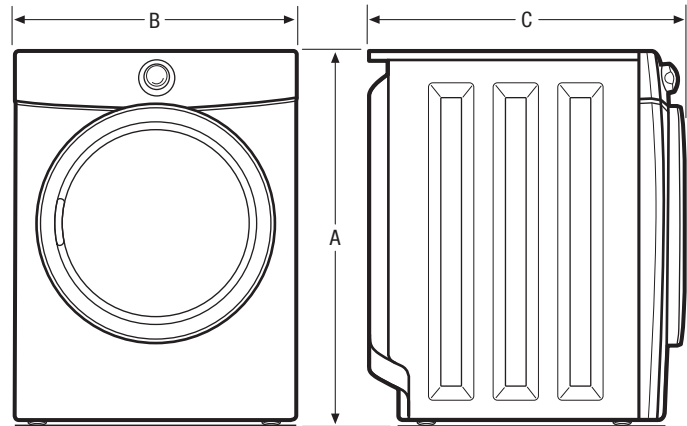


Express-Select® Controls

Easily select options with the touch of a button.

Features	
Total Capacity (Cu.Ft.)	7.0
Controls	Express-Select®
Dryer Drum Interior	Painted Steel
Interior Light	Yes
Door Trim	Color-Coordinated
Ready Steam™	
DrySense™ Technology	Yes
Wrinkle Release Technology	Yes
TimeWise™ Technology	Yes
Moisture Sensor	Yes
Time Remaining Indicator	Yes
Cycle Status Lights	Yes
Cycle Signal	Chime
Cycle Signal "On/Off"	Yes
Cycle Signal Volume Control	Yes
Control Lock	Yes
Start/Pause/Cancel Buttons	Yes
Energy Saver Option	
Delay Start	
Tumble Speed (RPM)	50
Reversible Door	Yes
Lint Screen	Yes
Sound Package	SilentDesign™
Adjustable Leveling Legs	Yes
Cycles	
Dry Cycles	6
Specialty Cycles	0
Options	
Temperature Selections	5
Dryness Level Selections	4
Timed Dry	15, 30, 60, 90
Optional Accessories	
Dryer Stacking Kit	PN# STACKIT4X
15" Frigidaire Affinity® Pedestal Drawers	
Classic Red (R)	
Classic Blue (N)	
Classic Silver (A)	
Classic Black (B)	(B) PN# CFPWD15B
Classic White (W)	(W) PN# CFPWD15W
Mobile Home Installation Kit	PN# 137067200
LP Gas Conversion Kit	PN# PCK4200
Drying Rack	PN# 137067300
Certifications	
NSF® Certified Sanitize	
Specifications	
Gas Connection	Left Bottom Rear
Power Cord Location	Right Bottom Rear
Voltage Rating	120V/60Hz/15A
Connected Load (kW Rating) @ 120 Volts¹	0.5
Amps @ 120 Volts	7
Heating Element (BTU/HR)	20,000
Shipping Weight (Approx.)	140 Lbs.

¹For use on adequately wired 120V, dedicated circuit having 2-wire service with a separate ground wire. Appliance must be grounded for safe operation.



NOTE: For planning purposes only. Always consult local and national electric, gas and plumbing codes. Refer to Product Installation Guide on the web at frigidaire.com for detailed instructions.



Product Dimensions	
A - Height (Single)	36"
Height (Stacked)	71-1/2"
B - Width	27"
C - Depth	30-5/16"
Depth with Door Open 90°	51-7/16"
Pedestal Dimensions	
A - Height	15-1/4"
B - Width	27"
C - Depth	26-1/4"

Accessories information available on the web at frigidaire.com