




DESIGN **LORENZO LISPI**

# Twin Optica

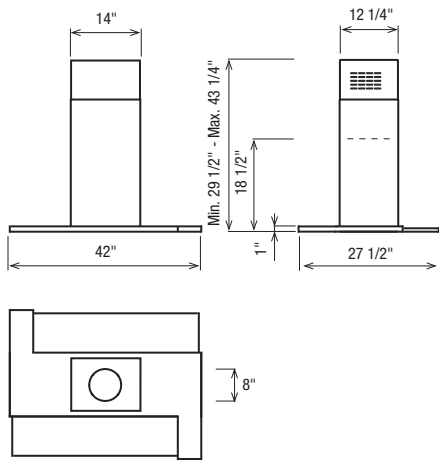
**ISLAND HOOD**

**elica**  
COLLECTION

The 42" wide Twin takes Optica to the next level to inspire your guests. Stainless steel and glass form a zig-zag pattern...a finely tuned balance of symmetry and motion. Soft to the touch controls illuminate a light blue glow when activated and operate a 3-speed blower and a quartet of halogen lamps.



# Twin Optica



MODEL#	FINISH	DIMENSIONS			SHIPPING LBS.
		WIDTH	DEPTH	HEIGHT	
ETWX42SS	Stainless Steel and Glass	42"	27 1/2"	1"	121.3

### Hood Mounting Height Above Cooking Surface

GAS		ELECTRIC	
minimum	maximum	minimum	maximum
30"	34"	24"	30"

### Chimney Height (based on recommended mounting heights listed above)



DUCTED		RECIRCULATING	
Gas min./max.	Electric min./max.	Gas min./max.	Electric min./max.
8'1" - 9'5"	7'7" - 9'1"	8'2" - 9'11"	7'8" - 9'7"

### Blower Performance

SPEED LEVEL	AIRFLOW IN CFM (cubic feet per minute)		SOUND LEVEL (IN SONES)
	600 CFM	1100 CFM	
1	230	350	1.5
2	340	530	3.3
3	600	1100	9.0

### Twin Optica Accessories

MODEL#	DESCRIPTION	SHIPPING LBS.
ETWRCK13	Recirculating Kit	2.1
ETWBLK03	600 CFM Internal Blower	22
ETWBLK04	1100 CFM Whisper In-Line Blower Kit	60.5
ETWCEK17	Chimney Extension Kit	57.5

  **Electrical:** AC Input: 120V - 60Hz AC Power Max.: 450W at 4.0 Amps

**3-Speed Blower Options – 600 CFM Internal or 1100 CFM “Whisper In-Line.”** Our 600 CFM internal blower has plenty of power for everyday cooking, and is quieter than most other internal blowers. However, if your passions for cooking and entertaining require “professional-grade” ventilating power without the distracting roar, the 1100 CFM blower is designed to be installed in an attic or elsewhere outside the kitchen, so you can speak in whispers and still be heard.

**Light Soft Controls –** Discreet, softly cushioned buttons gently illuminate with just a touch, for easy control of blower speed and lighting.

**Passive Silencer –** Another quiet Elica innovation...special sound-absorbing insulation lines the interior of Twin Optica, for powerful ventilation with unsurpassed noise reduction.

**Halogen Lighting –** Four bright 12V, 20W bulbs tastefully illuminate the cooking area.

**Dishwasher-Safe Stainless Steel Mesh Filter –** Coordinates with stainless steel hood, and lasts longer than traditional aluminum mesh filters.

**Ducted or Recirculating Installations –** Standard ducted method filters the air to remove grease, then vents the air outside the home. Optional Recirculating installation will filter and purify the air, then recirculate it back into the home.

