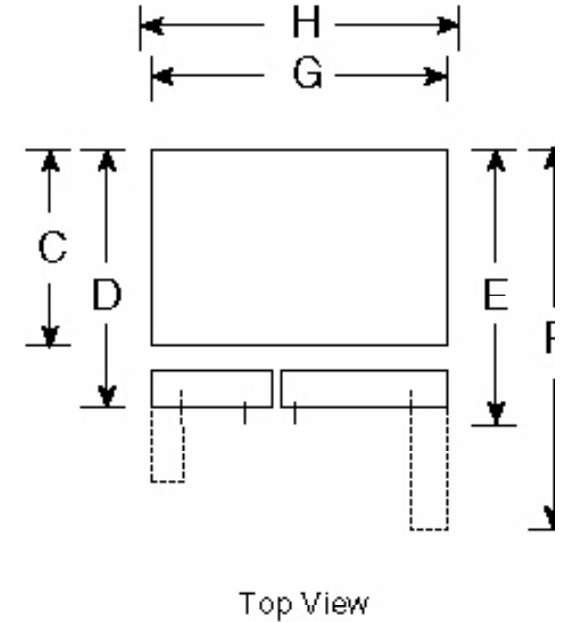
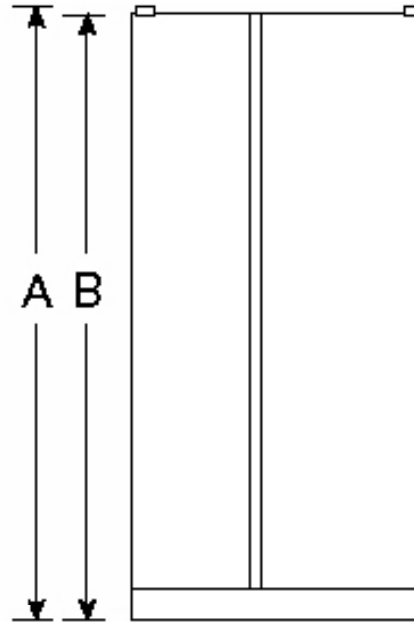


# GSF26KHW

## GE® 25.4 Cu. Ft. Side-By-Side Refrigerator with Dispenser

### Dimensions and Installation Information (in inches)

Overall Dimensions	Height to top of hinge (in.) <b>A</b>	69-1/4
	Height to top of case (in.) <b>B</b>	68-3/4
	Case depth without door (in.) <b>C†</b>	28
	Case depth less door handle (in.) <b>D†</b>	31-1/4
	Case depth with door handle (in.) <b>E†</b>	33-5/8
	Depth with fresh food door open 90° (in.) <b>F†</b>	50-1/8
	Width (in.) <b>G</b>	35-3/4
	Width with door open 90° inc. door handle (in.) <b>H</b>	41-1/4
Air Clearances	Each side (in.)	1/8
	Top (in.)	1
	Back (in.)	1



†Water hook-up fits in back air clearance when calculating installation depth.

If installed against a wall, allow clearance of 14-3/16" on freezer side to remove bin.

Clearance required to remove fresh food full-size pan without disassembling is 18-15/16".

Allow additional space for any necessary leveling adjustments.

For answers to your Monogram®, GE Profile™ or GE® appliance questions, visit our website at [ge.com](http://ge.com) or call GE Answer Center® service, 800.626.2000.



imagination at work



Listed by  
Underwriters  
Laboratories



Specification Created 6/07


310193

# GSF26KHW

## GE® 25.4 Cu. Ft. Side-By-Side Refrigerator with Dispenser

### Features and Benefits

- Refreshment Center - Provides convenient in-door access to favorite foods and drinks
- High-Gloss Finish - Provides sleek elegance with a smooth surface
- External Controls with Actual Temperature Display and UltraFlow100 - Eliminates the guesswork in setting refrigerator temperatures; dispenses 100 ounces of filtered water per minute
- Freshness Center™ (3-pan stack) - Maximizes shelf space by utilizing three humidity-controlled drawers
- TurboCool™ Setting - "Revs up" the refrigerator, cooling it quickly after frequent door openings
- Integrated Ice™ System - Frees up valuable freezer space; It tilts down, providing easy access to bulk ice
- Integrated Shelf Support System - Provides strong, yet flexible support
- AutoEnergy Saver - Senses freezer and fresh door openings and adjusts refrigeration operation cycles accordingly
- Adjustable ClearLook™ Door Bins - Hold gallon-size containers with style and ease
- In-the-Door Can Rack - Conveniently located inside the refrigerator door to increase flexibility and free up valuable shelf space
- Adjustable Slide-Out, Spillproof Glass Shelves - Shelves slide out, spills stay put
- GE Water Plus Filtration System - Delivers clean, great-tasting water and ice through the LightTouch! Dispenser with indicator light
- FrostGuard™ Technology - Protects frozen items from freezer burn by monitoring freezer door openings and defrosting only when needed
- Model GSF26KHWW - White on white
- Model GSF26KHBB - Black on black



imagination at work