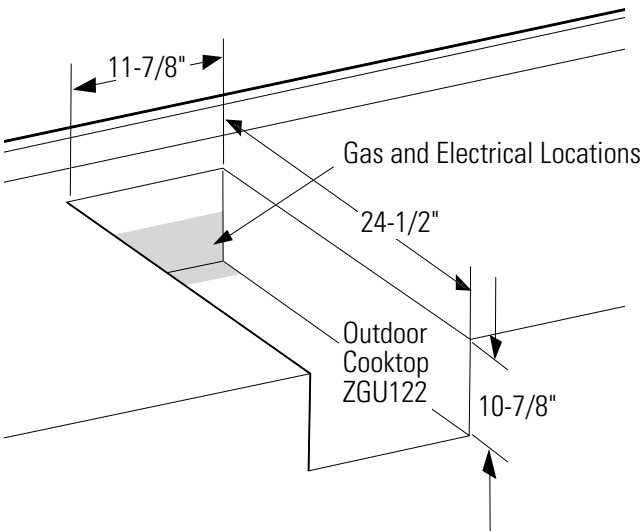
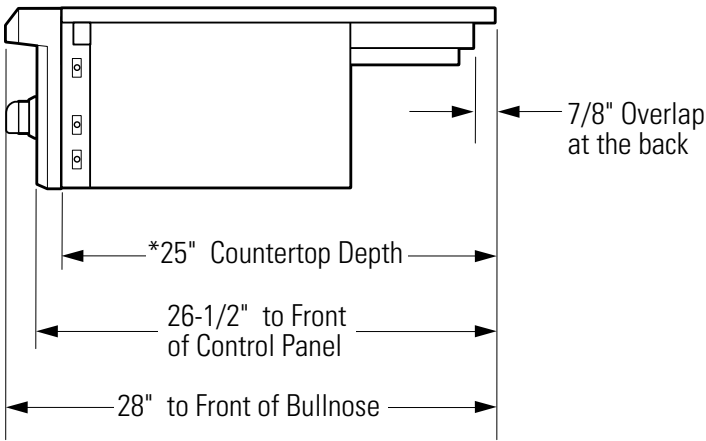
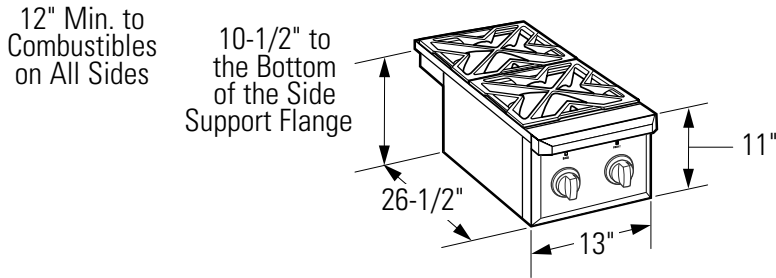


ZGU122NPSS - Natural Gas Built-in Dual-Burner Cooktop

ZGU122LPSS - LP Gas Built-in Dual-Burner Cooktop

Dimensions and Installation Information (in inches)

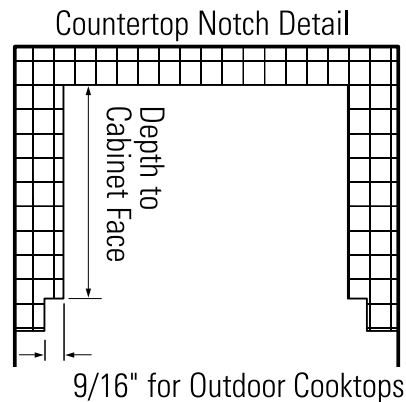


For answers to your Monogram,® GE Profile™ or GE® appliance questions, visit our website at ge.com or call GE Answer Center® service, 800.626.2000.

Outdoor Built-in Cooktop

These cooktops are designed to be installed into a non-combustible enclosure.

- The cooktop drops into the opening and hangs from the side flanges. It does not require support from the bottom.
- The cutout must be completely covered with non-combustible material such as stone, brick, ceramic tile, concrete board, etc. The countertop surface and edges must be flat and level.
- If the countertop has an overhang, it must be notched or cut back flush with the front face of the cabinet below. See notched detail below.
- Allow 12" minimum clearance on both sides and the back of the grill to adjacent vertical combustible construction.
- These gas cooktops cannot be used below any type of overhead construction.
- These cooktops are designed for outdoor use only. Do not locate the cooktop in a building, garage or other enclosed or semi-enclosed area.
- Locate the backside of the cooktop away from prevailing winds and avoid cooking in windy conditions.



imagination at work

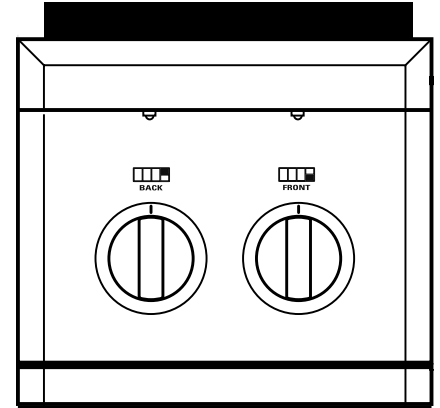


ZGU122NPSS - Natural Gas Built-in Dual-Burner Cooktop

ZGU122LPSS - LP Gas Built-in Dual-Burner Cooktop

Features and Benefits

- A pair of 15,000-BTU sealed side burners offers additional space for preparing pasta or boiling water
- The burner grates are uniquely contoured on one side to hold woks
- Stainless steel cooktop burner cover
- Electronic, 120-volt ignition system makes grill activation as simple as pressing a knob control
- High-altitude conversion kit allows the grill to maintain gas efficiency in mountaintop locations
WB28X10119
- Model ZGU122NPSS - Natural gas
- Model ZGU122LPSS - Liquid propane



Monogram grills are factory-set for Natural or LP gas operation. Be sure to order the correct model for the installation situation.

Conversion kits (WB28X10116 - LP to Natural gas and WB28X10117 - Natural gas to LP) are available if the wrong fuel type is ordered.

High altitude kit (WB28X10119) is also available for operation above 2,000 feet. Order WB28X10118 to change the connection from LP portable (20 lb. tank) to whole house stationary tank or to change a stationary tank to portable.

Conversion kits must be installed by a qualified service technician at additional cost. Order these kits from your Monogram supplier.

For answers to your Monogram,[®] GE Profile[™] or GE[®] appliance questions, visit our website at ge.com or call GE Answer Center[®] service, 800.626.2000.



imagination at work