

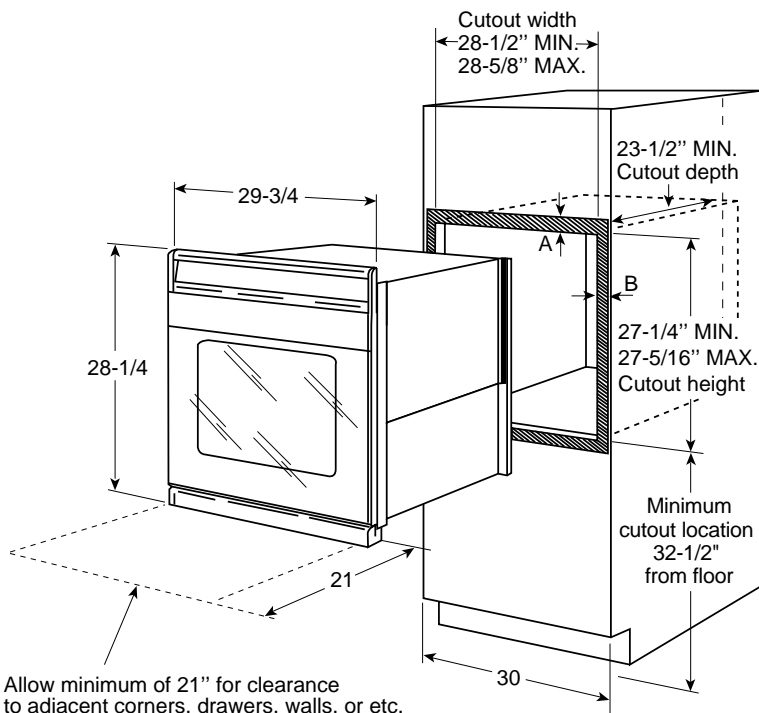


Profile™

## JT930SH/WH/CH/BH – GE Profile™ 30" Built-In Single Oven with Trivection™ Technology

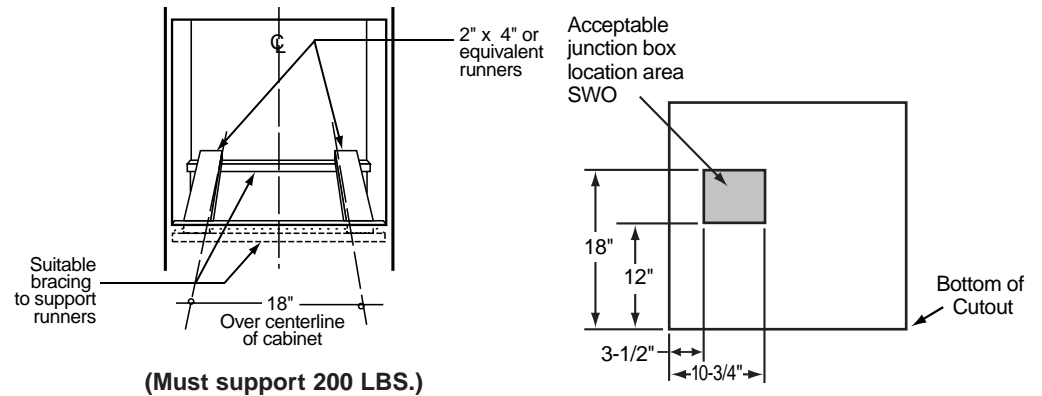
Dimensions (in inches)

30" Built-In Single Oven Dimensions (in inches)



Allow minimum of 21" for clearance to adjacent corners, drawers, walls, or etc.

A=Allow 1" overlap of oven over top and bottom edges of cutout.  
B=Allow 11/16"-3/4" for overlap of oven over side edges of cutout.



KW Rating	
240V	5.9
208V	4.4
Breaker Size	
240V	30 Amps
208V	30 Amps

Most 30" Wall Cabinets can be used with this unit.

Note: These ovens are *not* approved for stackable or side-by-side installations.

Note: Cabinets installed adjacent to wall ovens must have an adhesion spec of at least a 194°F temperature rating.

Installation Information: Before installing, consult installation instructions packed with product for current dimensional data.

Electric wall ovens are not approved for installation with a plug and receptacle. They must be hard wired in accordance with installation instructions.

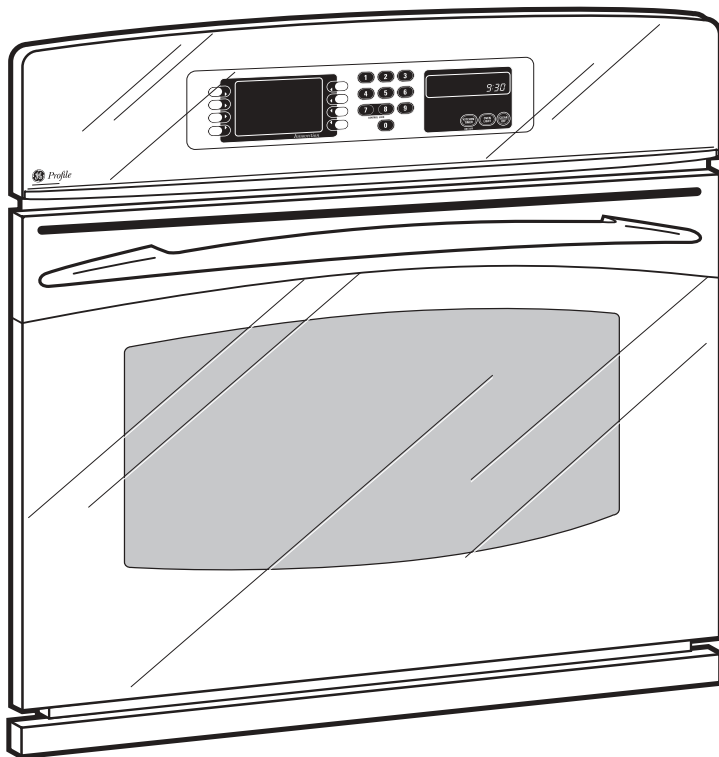


For answers to your Monogram®, GE Profile™ or GE® appliance questions, visit our website at [GEAppliances.com](http://GEAppliances.com) or call GE Answer Center® service, 800.626.2000.



*Profile™*

## JT930SH/WH/CH/BH – GE Profile™ 30" Built-In Single Oven with Trivection™ Technology



### Features and Benefits

- Trivection technology – Combines thermal, convection and microwave energies to produce quality food remarkably fast.
- Speed baking/Speed broiling – Uses Trivection technology to cook food up to five times faster than a traditional oven.
- Convection bake (multi-rack) – Provides ideal convection baking for multiple racks of food, ensuring superb results.
- Convection roast – Provides even cooking and consistent results, roasting meats up to 25% faster than a conventional oven.
- Chef's Guide™ glass touch oven controls – Feature a smooth glass design that is both easy-to-operate and easy-to-clean.
- Self-clean oven – Conveniently cleans oven cavity without the need for scrubbing.
- Extra-large oven capacity – Provides a large oven interior ideal for cooking more items at once.
- TrueTemp™ system – Delivers even heat distribution and maximum oven control.
- Model JT930SHSS – Stainless steel
- Model JT930WHWW – White on white
- Model JT930CHCC – Bisque on bisque
- Model JT930BHBB – Black on black