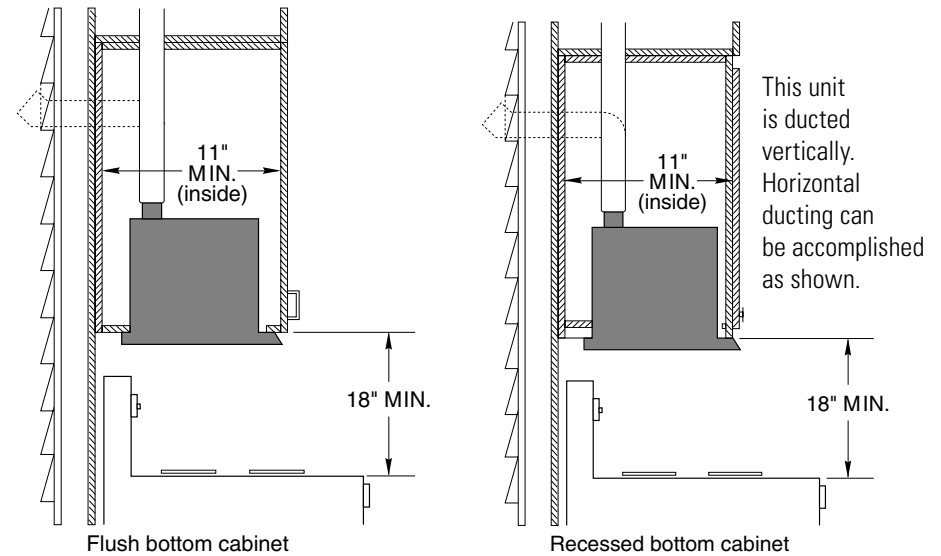
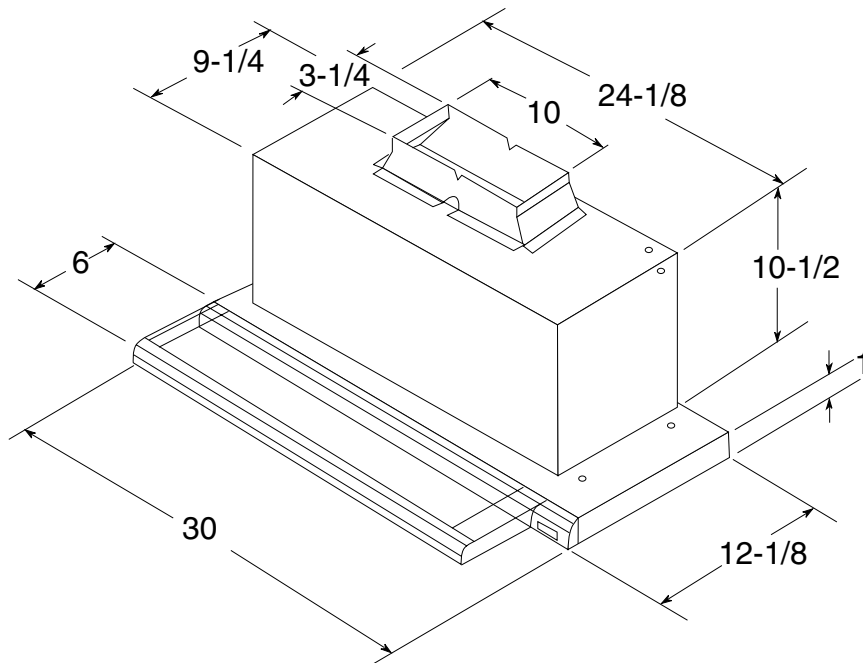




Profile™

JV395S – GE Profile™ Slide-Out Hood

Installation Information and Dimensions (in inches)



Amp Rating

120V

3.7

Note: Remove glass visor from unit before installing hood in cabinet to protect visor from damage.

Installation Information: Before installing, consult Use & Care/installation instructions [Pub. No. 49-8463] packed with product for current dimensional data.

Specification Revised 5/04

220904



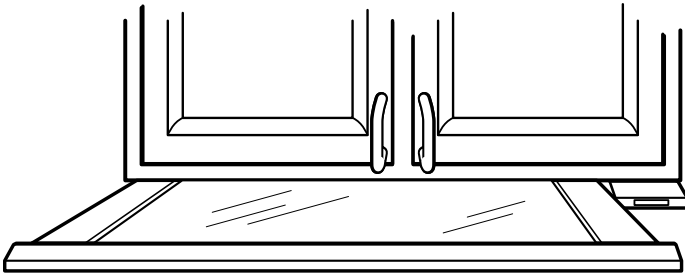
Listed by
Underwriters
Laboratories

For answers to your Monogram®, GE Profile™ or GE® appliance questions, visit our website at GEAppliances.com or call GE Answer Center® service, 800.626.2000.



Profile™

JV395S – GE Profile™ Slide-Out Hood



Features and Benefits

- Black on black Model
- 30" Vented Hood With Cooktop Light
- See-Through Glass Visor Slides In and Out
- 300 CFM Performance With Variable Speed Fan Control
- Auto Heat Sensor
- Compact Housing Leaves Ample Shelf Space Behind Cabinet Doors
- Vertical Exhaust With 3-1/4" x 10" Rectangular Duct
- Sones Rating: Top Exhaust – 4.5
- Also Available In Black on black as in Model JV394S and Bisque as in Model JV396S