


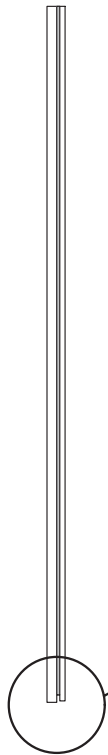


Use to make a drop in door panel (that covers the aluminum trim), and utilizes an accessory KHAND, with a custom cabinet pull handle to better "integrate/blend" with existing cabinetry.

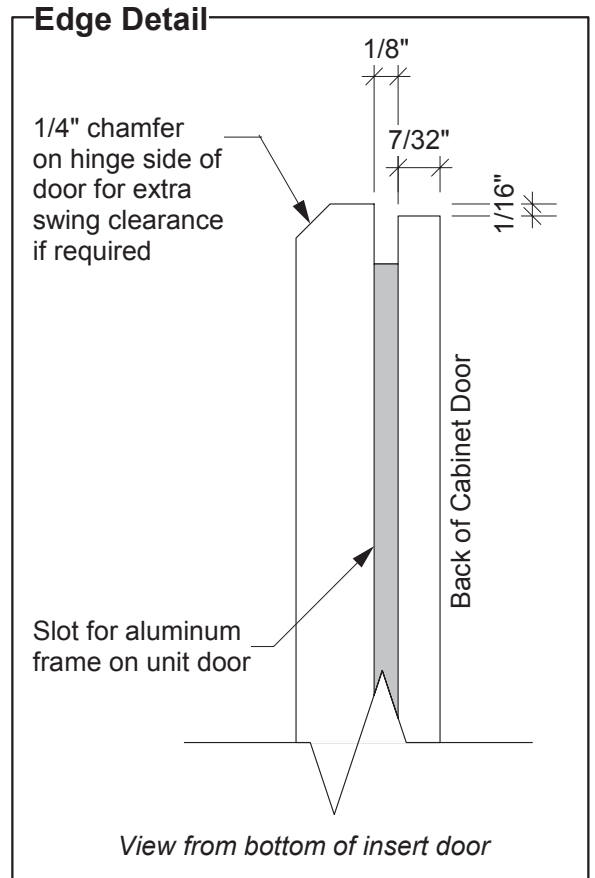
Manufacture cabinet door to the dimensions specified below. Apply edge detail to bottom, left and right sides. If required, chamfer hinge side of door for extra swing clearance.



Front View



Side View



KHAND Trim Strip

Custom Cabinet Door Insert on Models DCE33, RFE33 (Black & White Only)