

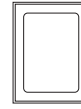
03 Vario special appliances



VF 411



VR 421

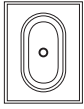


VP 421

Type	Vario 400	Vario 400	Vario 400
	VF 411	VR 421	VP 421
	-610	-611	-610
Appliance	Deep fryer	Electric barbecue grill	Teppan Yaki
Stainless steel cooktop	•	•	•
Control knob in cabinet frontage/integrated control panel	•/–	•/–	•/–
Width in inches (cm)	15" (38)	15" (38)	15" (38)
Cooking zones			
Number of cooking zones	1	2	2
Heating element, output (kW)	3	2 x 1.5	2 x 1.5
Temperature range (°F)	275 – 375		240 – 480
Number of power levels	12	12	12
Features/accessories			
Electronic temperature control*	•	•	•
Gentle fat melting stage	•		
Cold oil zone	•		
Foaming expansion ring	•		
Volume	3.7 quarts		
Deep frying basket/pasta basket	•/–		
Cleaning stage	•		
Electronic steam control			
Automatic boiling point detection			
Cooking insert perforated/unperforated			
Glass lid			
Residue strainer in the drain			
Cast iron grill		2	
Stainless steel container with lava stones		•	
Grease drip tray		•	
Hard chrome-plated surface			•
Warming stage			•
Function display			
Motor-driven drain valve			
Drain installation set			
Short-period alarm			
Automatic cooking timer	VZ 400-700 ^{1,2}	VZ 400-700 ^{1,2}	VZ 400-700 ^{1,2}
Child lock*			
Safety lock*	•	•	•
Appliance cover	•	•	VD 400-000 ¹
Griddle pan		•	
Grill tongs		•	
Cleaning brush		•	
Spatula			2
Electrical rating			
Total electrical rating (kW)	3.1	3	1.5
Total Amps	13	13	7

• Standard – Not available ¹ Accessory ² VZ 400-700 controls only one cooking zone.

* For an explanation see pages 54–57.



VK 411

VF 230

VR 230

VK 230

Vario 400

Vario 200

Vario 200

Vario 200

VK 411

VF 230

VR 230

VK 230

-710

-610

-612

-710

In-counter steamer

Deep fryer*

Electric grill*

In-counter steamer

•

•

•

•

•/-

-/•

-/•

-/•

15" (38)

12" (29)

12" (29)

12" (29)

1

1

2

1

2

2.3

2 x 1.5

2.3

115 – 200

275 – 380

100 – 200

12

9

9

9

•

•

•

•

•

•

•

1 – 6.4 quarts

3.7 quarts

1 – 6.4 quarts

-/FK 023-000¹

•/-

-/FK 023-000¹

•

•

•

•

•/•

•/•

•

•

•

•

1

•

•

•

•

•

AG 050/AG 060¹

AG 050/AG 060¹

VZ 400-000¹

•

•

•

•

•

VD 400-000¹

VD 201-010¹

•

VD 201-010¹

AM 060-000¹

•

•

2.3

2.3

3

1.8

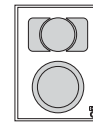
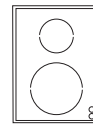
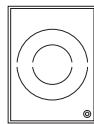
10

10

13

15

03 Vario glass ceramic and induction cooktops



VI 411

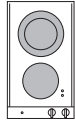
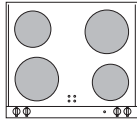
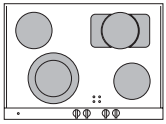
VI 421

VC 422

Type	Vario 400	Vario 400	Vario 400
	VI 411	VI 421	VC 422
	-611	-610	-610
Appliance type	Induction	Induction	Electric
Width in inches (cm)	15" (38)	15" (38)	15" (38)
Stainless steel edge	•	•	•
Control knob in cabinet frontage/integrated control panel	•/–	•/–	•/–
Cooking zones/combinations			
Number of cooking zones	1	2	2
Super Quick cooking zone* ø 5 11/16" (1200 W)			
Super Quick cooking zone ø 7 1/16" (1800 W)			
Super Quick cooking zone ø 4 3/4" (700 W) / ø 7 1/16" (1800 W)			
Super Quick cooking zone ø 5 11/16" (1000 W) / ø 8 1/4" (2200 W)			
Super Quick cooking zone ø 7 1/16" (1500 W) / ø 9 1/16" (2400 W)			1
Super Quick cooking zone ø 5 11/16" (1100 W) / roaster cooking zone 5 11/16" x 9 7/16" (2000 W)			1
Super Quick cooking zone ø 7 1/16" (1800 W) / roasting cooking zone 7 1/16" x 16 5/16" (4400 W)			
Induction cooking zone ø 5 7/8" (1400 / 1800 W)		1	
Induction cooking zone ø 8 1/4" (2200 / 3300 W)		1	
Induction wok zone ø 7 1/16" (1800 / 2500 W) / ø 11" (3600 W)	1		
Features/accessories			
Electronic output control	•	•	•
Pan detection	•	•	
Residual heat indication*	•	•	•
Automatic cooking timer*	VZ 400-000 ¹	VZ 400-000 ¹	VZ 400-000 ¹
Booster function*: Number of cooking zones	1 (only ø 18 cm)	2	
Safety lock*	•	•	•
Wok pan support	WZ 400-001 ¹		
Wok pan	WP 400-001 ¹		
Cast iron roaster for zone			
Appliance cover	VD 400-000 ¹	VD 400-000 ¹	VD 400-000 ¹
Electrical rating			
Total electrical rating (kW)	3.5	3.6	4.4
Total Amps	16	16	19

• Standard – Not available ¹ Accessory

* For an explanation see pages 54–57.



CK 270

CK 260

VC 230

200 Series

200 Series

Vario 200

CK 270

CK 260

VC 230

-604

-604

-613

Electric

Electric

Electric

27" (70)

24" (60)

12" (29)

-/°

-/°

-/°

4

4

2

1

2

1

1

2

1

1

1

•

•

•

VD 201-010¹

7.2

6

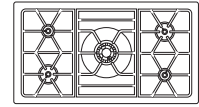
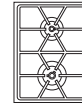
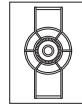
3

30

25

13

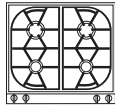
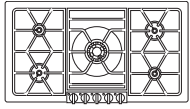
03 Vario gas cooktops



	VG 411	VG 421	KG 491
Type	Vario 400 VG 411	Vario 400 VG 421	400 Series KG 491
Propane gas			-110 CA
Natural gas	-210 CA	-210 CA	-120 CA
Appliance	Wok	Gas cooktop	Gas cooktop
Stainless steel cooktop	•	•	•
Control knobs in cabinet frontage	•	•	•
Integrated aluminum/stainless steel control panel			-
Width in inches	(cm) 15" (38)	15" (38)	36" (90)
Cooking zones			
Number of cooking zones	1	2	5
Three-ring wok burner 850 – 17,000 BTU			
Three-ring wok burner 1,000 – 17,000 BTU	1		1
Two-ring super-high output burner 500 – 13,600 BTU			2
Two-ring standard output burner 500 – 6,800 BTU			2
Two-ring super-high output burner 500 – 14,300 BTU		1	
Two-ring standard output burner 500 – 7,200 BTU		1	
High-output burner 1,900 – 9,500 BTU			
Standard burner 1,300 – 6,500 BTU			
Features/accessories			
Automatic quick ignition*	•	•	•
Flame monitoring with automatic re-ignition	•	•	•
Electric ignition			
Cast pan support	1-part	1-part	3-part
Appliance cover	VD 400-000 ^{1, 2}	•	
Wok pan	WP 400-000 ¹		WP 400-000 ¹
Electrical Rating			
Total gas rating	(BTU) 17.000	20.400	60.000
Total Amps	1	1	1

• Standard – Not available ¹ Accessory ² If a cover is fitted, the grates must be removed when closing it.

* For an explanation see pages 54–57.

**KG 291****KG 260****VG 231****VG 232****200 Series****200 Series****Vario 200****Vario 200**

KG 291

KG 260

VG 231

VG 232

-120 CA

-220 CA

Gas cooktop

•

-234 CA

Gas cooktop

•

-231 CA

Wok

•

-232 CA

Gas cooktop

•

•/–

36" (90)

•/–

24" (60)

•/–

12" (29)

•/–

12" (29)

5

4

1

2

1

2

2

1

2

2

1

1

•

•

•

•

•

3-part

2-part

1-part

1-part

VD 201-010^{1, 2}VD 201-010^{1, 2}VD 201-010^{1, 2}WP 400-000¹WP 400-000¹

60.000

32.000

17.000

16.000

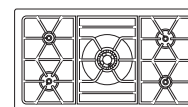
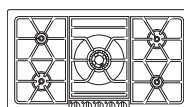
1

1

1

1

03 Gas and Electric cooktops



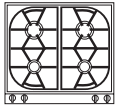
KG 291

KG 491

Type	200 Series	200 Series
	KG 291	KG 491
Propane gas	-120 CA	-110 CA
Natural gas	-220 CA	-210 CA
Appliance	Gas cooktop	Gas cooktop
Stainless steel cooktop	•	•
Integrated aluminum/stainless steel control panel	-/•	-/-
Control knobs in cabinet frontage		•
Width in inches	(cm) 36" (90)	36" (90)
Cooking zones		
Number of cooking zones	5	5
Three-ring wok burner (250 – 5000 W) 850 – 17,000 BTU		
Three-ring wok burner (300 – 5000 W) 1000 – 17,000 BTU	1	1
Two-ring super-high output burner (150 – 4000 W) 500 – 13,600 BTU	2	2
Two-ring standard output burner (150 – 2000 W) 500 – 6,800 BTU	2	2
High-output burner (560 – 2800 W) 1,900 – 9,500 BTU		
Standard burner (380 – 1900 W) 1,300 – 6,500 BTU		
Features/accessories		
Automatic quick ignition*	•	•
Flame monitoring with automatic re-ignition	•	•
Electric ignition*		
Cast pan support	3-part	3-part
Appliance cover		
Wok pan	WP 400-001 ¹	WP 400-001 ¹
Electrical rating		
Total gas rating BTUs	60.000	60.000

• Standard – Not available ¹ Option

* For an explanation see pages 54–57.



KG 260

200 Series

KG 260

-234

Gas cooktop

•

•/-

24" (58)

4

2

2

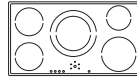
•

2-part

VD 201-010¹

32.000

03 Induction cooktops



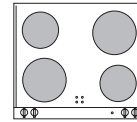
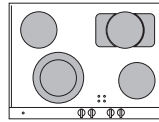
CI 491

Version	Universal	
	CI 491	
	-610	
Appliance type	Induction cooktop	
Width in inches	(cm)	36" (90)
Stainless steel frame	•	
Graphical sensor control panel/sensor buttons	-/*	
Twist-Pad control panel	•	
Cooking zones/combinations		
Number of cooking zones	5	
Induction cooking zone ø 5 7/8" (1400 /1800 W)	1	
Induction cooking zone ø 7 1/16" (1400 /2500 W)	2	
Induction cooking zone ø 8 1/4" (2200 / 3300 W)	1	
Induction cooking zone ø 7 1/16" (1800 / 2500 W) / ø 11" (3600/4400 W)	1	
Features/accessories		
Electronic power control	•	
Pan detection	•	
Residual heat indication	•	
Automatic cooking timer: Number of cooking zones	5	
Booster function: Number of cooking zones	5	
Automatic quick boil: Number of cooking zones	5	
Child lock*	•	
Safety lock*	•	
Memory function*	•	
Memory cooking*	•	
Electrical rating		
Total Rating	(kW)	10.8
Total Amps	45	

• Standard – Not available

* For an explanation see pages 54–57.

03 Vario glass ceramic and induction cooktops



CK 270

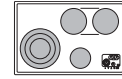
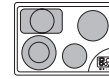
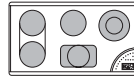
CK 260

Type	200 Series	200 Series
	CK 270	CK 260
	-604	-604
Appliance	Electric cooktop	Electric cooktop
Width in inches (cm)	27" (70)	24" (60)
Stainless steel edge		
Control knob in cabinet frontage/integrated control panel	-/•	-/•
Cooking zones/combinations		
Number of cooking zones	4	4
Super Quick* cooking zone \varnothing 5 11/16" (1200 W)		1
Super Quick* cooking zone \varnothing 7 1/16" (1800 W)		1
Super Quick* cooking zone \varnothing 5 11/16" (1000 W) / \varnothing 8 1/4" (2200 W)		1
Super Quick* cooking zone \varnothing 5 11/16" (1100 W) / roaster cooking zone 5 11/16" x 9 9/16" (2000 W)	1	
Features/accessories		
Electronic output control		
Pan* detection		
Residual* heat indication	•	•
Appliance cover	VD 201-010 ¹	
Electrical rating		
Total electrical rating (kW)	7.2	6
Total Amps	30	25

• Standard – Not available ¹ Accessory

* For an explanation, see pages 54–57.

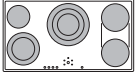
03 Electric cooktops



	CK 494	CK 171	CK 481
Type	Universal	Universal	Universal
	CK 494	CK 171	CK 481
	-615	-614	-610
Appliance type	Electric cooktop	Electric cooktop	Electric cooktop
Width in inches (cm)	36" (90)	27" (70)	30" (80)
Shot-blasted aluminum frame			
Stainless steel frame	•	•	•
Control knob in furniture frontage/ integrated control panel	-/•	-/•	-/•
Twist-Pad control panel			
Graphical* sensor control panel/sensor keys	•/•	•/•	•/•
Cooking zones/combinations			
Number of cooking zones	5	4	4
Super Quick* cooking zone ø 5 11/16" (1200 W)		1	1
Super Quick* cooking zone ø 7 1/16" (1800 W)	1	1	
Super Quick* cooking zone ø 4 3/4" (750 W) / ø 8 1/4" (2200 W)	1	1	
Super Quick cooking zone ø 5 11/16" (1200 W) ø 8 1/4" (2200 W)			
Super Quick* cooking zone ø 5 11/16" (1000 W) / ø 9 1/16" (2300 W)			
Super Quick* cooking zone ø 5 11/16" (1050 W) ø 8 1/4" (2100 W) / ø 10 5/8" (3080 W)			1
Super Quick* cooking zone ø 5 11/16" (1100 W) / Roaster zone 5 11/16" x 9 7/16" (2000 W)	1	1	
Super Quick* cooking zone ø 6 11/16" (1500 W) / Roaster zone 6 11/16" x 10 7/16" (2400 W)			
Super Quick* cooking zone ø 7 1/16" (1800 W) Roaster zone 7 1/16" x 16 5/16" (4000 W)	2		
Super Quick* cooking zone ø 7 1/16" (1800 W) / Roaster zone 7 1/16" x 16 5/16" (4400 W)			2
Stainless steel warming surface (150 W)			
Features/accessories			
Electronic power control	•	•	•
Electronic precision control*	•	•	
Residual heat indicator*	•	•	•
Automatic cooking timer*: Number of cooking zones	5	4	4
Automatic quick boil*: Number of cooking zones	5	4	4
Child lock	•	•	•
Safety lock*	•	•	•
Memory function*		•	•
Memory cooking*			
Options menu*		•	•
Cast roaster* for roaster zone 7 1/16" x 16 5/16"		• BT 481-000 ¹	• BT 481-000 ¹
Electrical rating			
Total electrical rating (kW)	10	7.2	8.7
Total Amps	42	30	36

• Standard – Not available ¹ Accessory ² Available mid 2007

* For an explanation see pages 54–57.



CE 491²

Universal

CE 491

-610

Electric cooktop

36" (90)

•

•

•/•

5

1

1

1

2

•

•

5

5

•

•

•

•

• BT 481-000¹

10.8

48