

Thermador | *An American Icon*[™]

MASTERPIECE[™] SERIES COOKTOPS AND VENTILATION

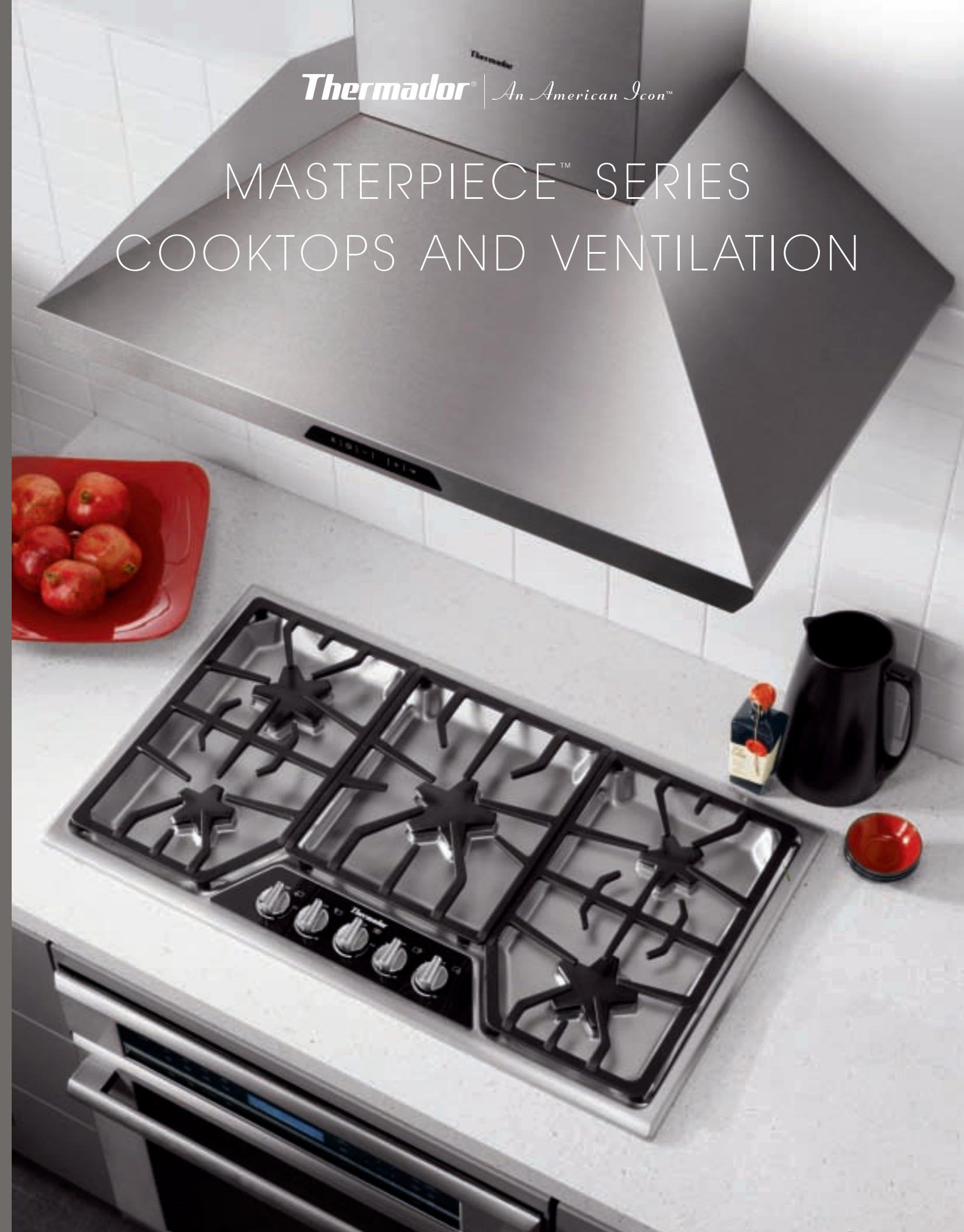
Thermador | *An American Icon*[™]

1 800 735 4328
WWW.THERMADOR.COM

5551 MCFADDEN AVENUE | HUNTINGTON BEACH, CA 92649

©2008 BSH HOME APPLIANCES CORPORATION, ALL RIGHTS RESERVED

SAP# 2800001551
LITHO DATE: 04/2008





THE MASTERPIECE™ SERIES

POWER AND STYLE IN PERFECT HARMONY

The Masterpiece Series. It's a collection of kitchen appliances like no other: a modern interpretation of classic American style combined with the legendary performance you expect from the Thermador brand. Designed with chiseled, angular surfaces to create bold and distinctive profiles, each appliance in the collection beautifully reflects the wealth of sophistication within. A Masterpiece kitchen allows you to effortlessly conquer any culinary task with unrivaled performance and style.

Masterpiece Series includes:

- Cooktops: Gas, Electric and Induction
- Ovens: Built-in Wall Ovens, Microwaves and Warming Drawers
- Ventilation: Wall, Chimney, Custom Insert and Downdraft
- Refrigeration: Side-by-Side, Bottom-Freezer and Freedom® Collection
- Built-in Coffee Machine
- Dishwashers

MASTERPIECE™ SERIES

GAS COOKTOPS

From the company that brought you the first built-in wall oven, Thermador delivers the most powerful 30" cooktop on the market. The new 30", 5-burner gas cooktop with patented Star® Burners delivers sophisticated style and outstanding cooking performance. With 30" and 36" models to choose from featuring up to five Star Burners, there's a Masterpiece gas cooktop designed to satisfy any cooking enthusiast or kitchen configuration.



COOKTOP MODEL SGSX365FS SHOWN WITH CHIMNEY DRAWER HOOD HDDW36FS



THE MOST POWERFUL 30" GAS COOKTOP

Thermador offers an impressive 30" gas cooktop with 5 burners, including a center-mounted power burner, and 52,000 BTUs of overall heat output. This gives you the functionality of a 36" cooktop in a compact kitchen environment.



MASTERPIECE DESIGN

With chiseled edges and a trapezoid control panel, these cooktops were designed to coordinate perfectly with the entire Masterpiece line of appliances.



EXTRALOW® BURNERS

A Thermador exclusive, this setting cycles the burner on and off to maintain 200 BTU/hr, perfect for melting chocolate or heating delicate sauces.




ILLUMINATED CONTROL PANEL WITH METAL KNOBS

Metal knobs have blue progressive illumination that adjusts to indicate whether the burner is on regular or ExtraLow settings.

MASTERPIECE™ SERIES

STAR® BURNERS


Thermador's patented and exclusive Star Burner is the most efficient gas burner design on the market. And now, we've raised the bar even higher, with an upgraded design to deliver even more performance and efficiency. From upgraded aesthetics to new porting patterns, this is the best Star Burner ever.



The Star Burner's coverage area allows for more ports and more flame distribution than a round burner.

35 ports / 424mm perimeter

28 ports / 273mm perimeter



The design of the Star Burner offers wider heat coverage, resulting in a smaller cold spot.

IMPROVED DESIGN FOR SUPERIOR PERFORMANCE

We've redesigned the burner with a number of new and improved features for even better performance. The single-point ignition design reduces noise during reignition. Maximum output has increased to 18,000 BTU/hr, and a new porting pattern increases burner durability and performance.

WHY A STAR DISTRIBUTES HEAT BETTER THAN A CIRCLE

The Star Burner's unique shape creates a perimeter 56% longer and has more flame ports than a comparable round burner. The result is a burner with superior flame spread and a reduced cold spot that delivers faster and more even heating.



COOKTOP MODEL SGSX365FS SHOWN WITH CHIMNEY DRAWER HOOD HDDW36FS

MASTERPIECE™ SERIES GAS COOKTOPS



30"

Masterpiece gas cooktop with
4 Star® Burners.
SGS304FS



30"

Masterpiece gas cooktop with
5 Star Burners.
SGS305FS



36"

Masterpiece gas cooktop with
5 Star Burners.
SGS365FS



30"

Masterpiece Deluxe gas cooktop with
5 Star Burners (2 with ExtraLow®), illuminated
glass control panel and metal knobs.
SGSX305FS



36"

Masterpiece Deluxe gas cooktop with
5 Star Burners (2 with ExtraLow), illuminated
glass control panel and metal knobs.
SGSX365FS

MASTERPIECE™ SERIES

ELECTRIC COOKTOPS

Excellent performance, precise control and a sleek elegant profile are just a few of the benefits of these reengineered electric cooktops. The exclusive Sensor Dome™ system monitors the temperature of foods to ensure perfect cooking results every time. Our 13" element is the industry's largest and most powerful round element, and our CookSmart™ system offers a multitude of pre-programmed settings to effortlessly cook a wide range of foods. With a variety of new state-of-the-art features, Masterpiece™ Series electric cooktops allow you to elevate your cooking to levels never imagined.



COOKTOP MODEL CES366FS SHOWN WITH 30" SINGLE OVEN M301ES AND WARMING DRAWER WD30ES



LARGEST ELEMENT ON THE MARKET

This huge element is the widest and most powerful round element on the market, with 4,000 watts of power for faster heat-up and three zones to efficiently heat a variety of pot sizes, such as a 14" skillet.

COOKSMART

Never guess at cooking time or temperature again. With 9 pre-programmed modes and auto-shutoff, you'll get perfect results every time you cook. Cooking modes include: pasta, potatoes, rice, dumplings, vegetables, sausages, milk, rice pudding and deep frying.



TOUCH CONTROL

The handsome control panel gives you immediate access to 17 power settings, a keep warm option and a panel lock function.




BRIDGE ELEMENT

Only Thermador offers a bridge element that incorporates a dual-zone element. Use the bridge element to heat oblong pans and the dual-zone element to heat pans of different diameters.

MASTERPIECE™ SERIES

SENSOR COOKING

Thermador's new electric cooktops now feature exclusive infrared sensor technology called Sensor Dome™ on its new Masterpiece™ Deluxe Series in both a 30" – with four burners and one sensor – and 36" size – five burners with one sensor or five burners with two sensors. Sensor Dome works in conjunction with the exclusive new CookSmart® program, which is currently available on Thermador's advanced Masterpiece wall ovens.



HOW IT WORKS

This unique retractable sensor utilizes an infrared beam that continuously measures the heat from the cookware, and then automatically shuts the burner off, as well as cycles it on and off, to maintain the precise temperature needed. The result is time savings combined with superior cooking performance — without the guesswork or the need to constantly adjust the temperature. And to take advantage of this feature, you can simply use your existing enamel-coated cookware or attach the included dishwasher-safe stickers onto non-enamel cookware.



BETTER RESULTS

Designed to save consumers time and effort, CookSmart offers nine pre-programmed temperature modes to perfectly prepare a variety of common recipes, including pasta, potatoes and vegetables, as well as assist with deep frying and simmering delicate sauces. Because the sensor constantly monitors the temperature and automatically adjusts the heat level and cooking time, you can expect precise results.



THERMADOR SENSOR DOME POTS

Special Thermador Sensor Dome pots are available to order as accessories. These pots are optimized for CookSmart Sensor Cooking and work with electric, gas and induction technology. They are ergonomically designed for easy handling, ovenproof and heat-insulated for improved energy savings.



COOKTOP MODEL CES366FS

MASTERPIECE™ SERIES ELECTRIC COOKTOPS



30"

Masterpiece electric cooktop with 4 elements and mechanical controls.

CEM304FS



36"

Masterpiece electric cooktop with 5 elements and mechanical controls.

CEM365FS



30"

Masterpiece electric cooktop with 4 elements and touch control panel.

CET304FS



36"

Masterpiece Deluxe electric cooktop with 5 elements, touch control panel plus dual element bridge.

CET366FS



30"

Masterpiece Deluxe electric cooktop with 4 elements, touch control panel and 1 Sensor Dome.

CES304FS



36"

Masterpiece Deluxe electric cooktop with 5 elements, touch control panel, 13" element and 1 Sensor Dome.

CES365FS



36"

Masterpiece Deluxe electric cooktop with 5 elements, touch control panel, plus dual element bridge and 2 Sensor Domes.

CES366FS

MASTERPIECE™ SERIES

VENTILATION

Smoke and grease have no place in a beautiful Masterpiece™ Series kitchen. These unhealthy airborne contaminants require effective ventilation, which is precisely why we offer a complete line of Masterpiece Series ventilation units to keep the air around you fresh and clean. From standard wall to specialty hoods, downdrafts, island and custom inserts, each model has one thing in common: legendary Thermador performance. These powerful, quiet systems tackle unwanted smoke, grease, heat and odors—quietly and efficiently—with ventilation power ranging from 400 to 1300 CFM.

WALL

- Masterpiece Series design
- Efficient, high-quality, all-stainless steel filters
- Electronic controls
- Halogen lighting
- Removable, dishwasher-safe grease collection tray
- Recirculation option at 600 CFM
- Deluxe models include light dimming, delayed shut-off and clean filter reminder light



MASTERPIECE SERIES
Stainless steel wall hoods with integral 600 CFM blower included.

30": [HMWB30FS](#)
36": [HMWB36FS](#)



MASTERPIECE DELUXE SERIES
Stainless steel wall hoods. Choose from up to 7 blower options, which can be purchased separately.

30": [HMWN30FS](#)
36": [HMWN36FS](#)
48": [HMWN48FS](#)

(For more wall ventilation options, see our Professional Series ventilation units)

CHIMNEY WALL

- Masterpiece Series design
- Efficient, high-quality, stainless steel frame with mesh filters
- Electronic controls
- Halogen lighting
- Deluxe models include light dimming option, delayed shut-off feature and clean filter reminder light



MASTERPIECE SERIES
Stainless steel chimney wall hoods with integral 600 CFM blower included.

36": [HMCB36FS](#)
42": [HMCB42FS](#)



MASTERPIECE DELUXE SERIES
Stainless steel chimney wall hoods. Choose from up to 6 blower options, which can be purchased separately.

36": [HM CN36FS](#)
42": [HM CN42FS](#)



COOKTOP MODEL SGSX36FS SHOWN WITH CHIMNEY WALL HOOD HMCN36FS

SPECIALTY CHIMNEY WALL

- Masterpiece™ Series design
- The chimney drawer hood's slide-out stainless steel canopy extends out to increase capture area by 45%
- The pivot-lift glass canopy hood pivots easily up or down
- Electronic touch controls
- Delay shut-off feature
- Clean filter reminder light
- Halogen lighting with dimmer function
- Hoods can be positioned for your personal cooking needs



CHIMNEY DRAWER HOOD
Stainless steel wall hood with unique slide-out canopy design and integral 600 CFM blower included.

36": HDDW36FS



PIVOT-LIFT GLASS CANOPY HOOD
Stainless steel wall hood with unique glass canopy pivot design and integral 600 CFM blower included.

36": HGEW36FS

CUSTOM HOOD INSERTS

- Use custom hood inserts within custom hood applications to create a seamless design
- Efficient and quiet removal of odor and steam
- Easy access to ventilation controls with easy-to-use slide switch
- Halogen lighting
- 400 CFM integral blower included
- Wall or island applications



VCI SERIES
Custom hood insert for use within custom hood applications.

21": VCI21CS

29": VCI29CS

(For more custom hood inserts, see our Professional Series ventilation units)

ISLAND

- Island hood with adjustable chimney height is perfect over island cooktop installations
- Halogen lighting
- Dishwasher-safe aluminum mesh filters
- Push button controls



HGSI SERIES
Glass canopy chimney-style island hood with integral 440 CFM blower included.

42": HGSI42TS

DOWNDRAFT

- Downdraft ventilation offers space efficiency when a hood is not preferred
- 14" intake is the tallest on the market
- Easy-to-use controls
- Full-face filters combine a filter with a splatter shield in one easy-to-remove, dishwasher-safe element
- Silent drive system
- Choose from 5 blower options (purchased separately)
- Recirculation kit option available with 600 CFM integral blower (both purchased separately)
















UCVM SERIES
Stainless steel downdraft with 14" intake. Optional recirculation module (RECIRC36DF).

30": UCVM30FS




36": UCVM36FS

MASTERPIECE™ SERIES COOKTOP AND VENTILATION MATRIX

✓ = PERFECT FIT
✓ = VIABLE OPTION

		 30" INDUCTION	 36" INDUCTION	 30" GAS COOKTOP	 30" DELUXE GAS COOKTOP
		INDUCTION		GAS	
 WALL HOODS	30" HMWB30FS	✓		✓	✓
	36" HMWB36FS	✓	✓	✓	✓
 DELUXE WALL HOODS	30" HMWN30FS	✓		✓	✓
	36" HMWN36FS	✓	✓	✓	✓
	48" HMWN48FS		✓		
 CHIMNEY HOODS	36" HMCB36FS	✓	✓	✓	✓
	42" HMCB42FS		✓		
 DELUXE CHIMNEY HOODS	36" HMCN36FS	✓	✓	✓	✓
	42" HMCN42FS		✓		
 DRAWER HOOD	36" HDDW36FS	✓	✓	✓	✓
 GLASS CANOPY HOOD	36" HGEW36FS	✓	✓	✓	✓
 DOWNDRAFT	30" UCVM	✓		✓	✓
	36" UCVM		✓		
 CUSTOM INSERTS	21" VCI21CS	✓		✓	✓
	29" VCI29CS	✓	✓	✓	✓
 ISLAND HOOD	42" HGS142TS	✓	✓	✓	✓

* For more ventilation options, see our Professional Series ventilation units. Check local and national codes and standards prior to installation. Refer to installation instructions shipped with each hood for detailed specifications. The width of the

 36" GAS COOKTOP	 36" DELUXE GAS COOKTOP	 30" ELECTRIC COOKTOP	 30" DELUXE ELECTRIC COOKTOP	 36" ELECTRIC COOKTOP	 36" DELUXE ELECTRIC COOKTOP
GAS		ELECTRIC			
		✓	✓		
✓	✓	✓	✓	✓	✓
		✓	✓		
✓	✓	✓	✓	✓	✓
✓	✓			✓	✓
✓	✓	✓	✓	✓	✓
✓	✓			✓	✓
		✓	✓		
✓	✓	✓	✓	✓	✓
✓	✓			✓	✓
		✓	✓		
✓	✓	✓	✓	✓	✓
✓	✓	✓	✓	✓	✓

hood should equal that of the cooktop or rangetop or exceed it by 3 inches on either side. Install these hoods only with Thermador blowers.

WARRANTY

GAS COOKTOPS

Full warranty parts and labor (1 year)

ELECTRIC COOKTOPS

Full warranty parts and labor (1 year)

VENTILATION

Full warranty parts and labor (1 year)

Full warranty and limited warranty from date of installation. For complete warranty details, refer to your Care & Use manual, or ask your dealer.
Specifications are for planning purposes only. Refer to installation instructions and consult your countertop supplier prior to making counter opening. Consult with a heating and ventilation engineer for your specific ventilation requirements. For the most detailed information, refer to installation instructions accompanying product or write Thermador indicating the model number. Specifications are correct at time of printing. Thermador reserves the right to change product specifications or design without notice. Some models are certified for use in Canada. Thermador is not responsible for products that are transported from the U.S. for use in Canada.
©2008 BSH Home Appliances Corporation. Litho date: 04/2008