



**New Built-In Model BI-36F  
All Freezer**

In a dual installation with all refrigerator Model BI-36R, the all freezer Model BI-36F offers maximum refrigeration capacity. The new water filtration system removes suspended particles, chemical pollutants, viruses and bacteria from the ice. Framed, overlay/flush inset and stainless steel models are available. A new flush inset installation option allows the unit to sit flush with surrounding cabinetry. Model BI-36F is Energy Star qualified.



*Stainless steel Models BI-36F and BI-36R shown with tubular handles.*

**Features**

- Framed, overlay/flush inset and stainless steel design applications
- Flush inset installation option allows unit to sit flush with surrounding cabinetry
- Water filtration system
- Energy Star qualified
- Flip-up grille for easy access to condenser
- Adjustable wire shelves
- Door shelves are adjustable in one-inch increments
- Max ice feature to increase rate of ice production for a 24-hour period

Model Options	BI-36F/F	BI-36F/O	BI-36F/S/TH	BI-36F/S/PH	BI-36F/S/CH
<b>Design</b>	Framed	Overlay/Flush Inset	Stainless	Stainless	Stainless
<b>Grille</b>	Louvered	Panel	Stainless	Stainless	Stainless
<b>Handle</b>	Full-Length	*	Tubular	Pro	Curved

*\*Handle not included to allow for design flexibility.*

**Interior Features**

- **Freezer**  
22.8 cu ft Capacity  
Water Filtration System  
Automatic Ice Maker  
3 Adjustable Wire Shelves  
1 Stationary Glass Shelf  
3 Storage Drawers with Dividers  
3 Adjustable Door Shelves  
2 Stationary Door Shelves


**Accessories**

- Louvered, panel and stainless steel grilles for 83", 84" and 88" finished heights
- Stainless steel front panels for framed, flush inset and dual flush inset applications with stainless steel finish and handle options
- Side panels in classic stainless steel and white
- Stainless steel tubular, pro or curved handles and full-length extended handles
- Dual installation kit
- 90° door stop kit

*Accessories are available through your Sub-Zero dealer. To obtain local dealer information, visit the Showroom Locator section of our website, [subzero.com](http://subzero.com).*



This appliance is certified by Star-K to meet strict religious regulations in conjunction with specific instructions found on [www.star-k.org](http://www.star-k.org).



Flip-Up Grille



Low Profile Hinges



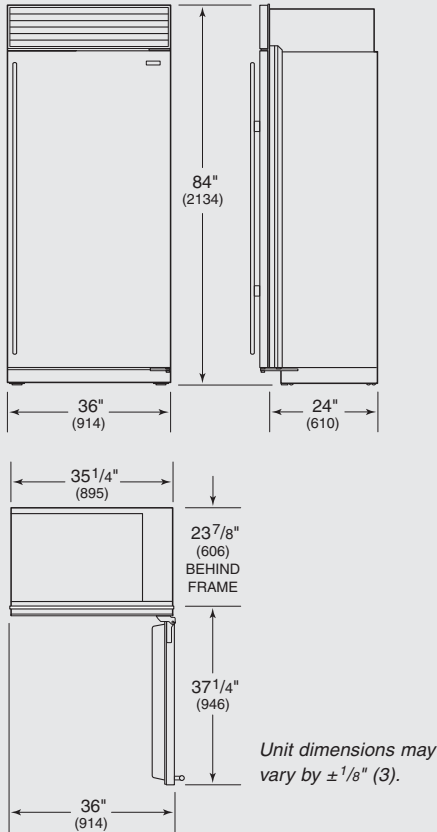
*Model BI-36R shown.*





## Built-In Model BI-36F

### Overall Dimensions



### Specifications

Overall Dimensions	36"W x 84"H x 24"D
Door Clearance	Standard 37 1/4" Flush Inset 37 3/4"
Opening Width	35 1/2"
Flush Inset Width	38"
Opening Height	83 3/4"
Flush Inset Height	84"
Opening Depth	24"
Flush Inset Depth	26 3/16"
Electrical Requirements	115 V AC, 60 Hz 15 amp circuit
Plumbing Requirements	1/4" OD copper line 30–100 psi
Shipping Weight	378–406 lbs

### Installation Notes

Built-In models may be used in a standard installation or in a flush inset installation which allows the unit to be flush with surrounding cabinetry.

Built-In all refrigerator and all freezer models with opposite hinges can be used in a dual installation.

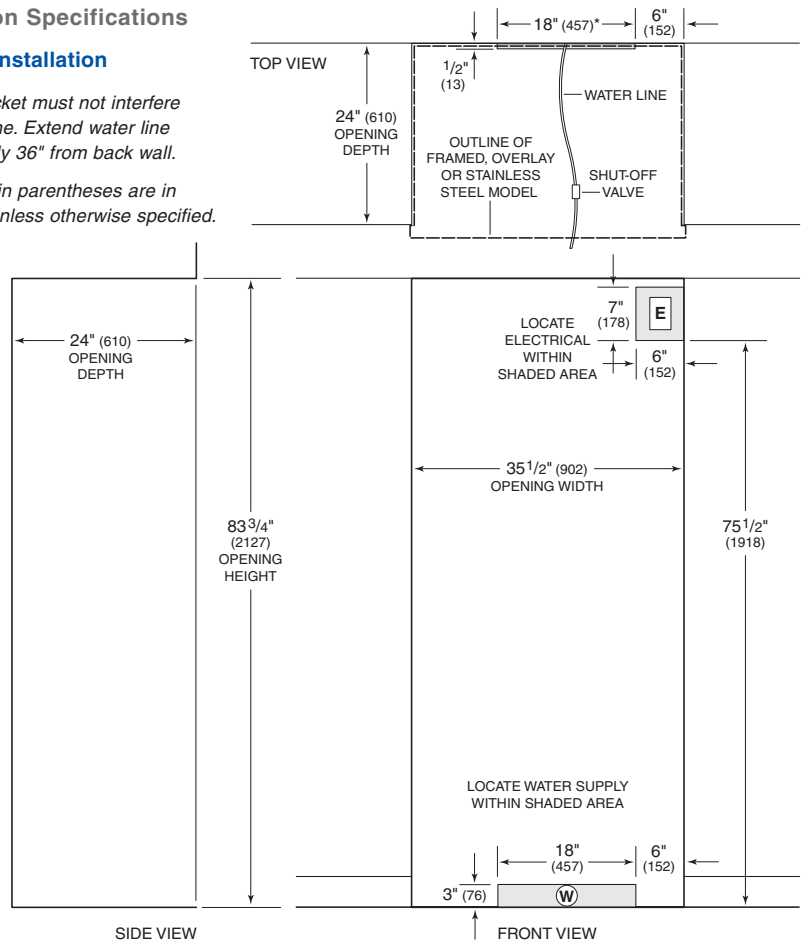
Complete installation specifications, including panel sizes, can be found on our website, [subzero.com](http://subzero.com).

### Installation Specifications

#### Standard Installation

\*Anti-tip bracket must not interfere with water line. Extend water line approximately 36" from back wall.

Dimensions in parentheses are in millimeters unless otherwise specified.



#### Flush Inset Installation

\*Anti-tip bracket must not interfere with water line. Extend water line approximately 36" from back wall.

\*\*Dimensions based on 3/4" (19) panels.

