

# EG366, EG486

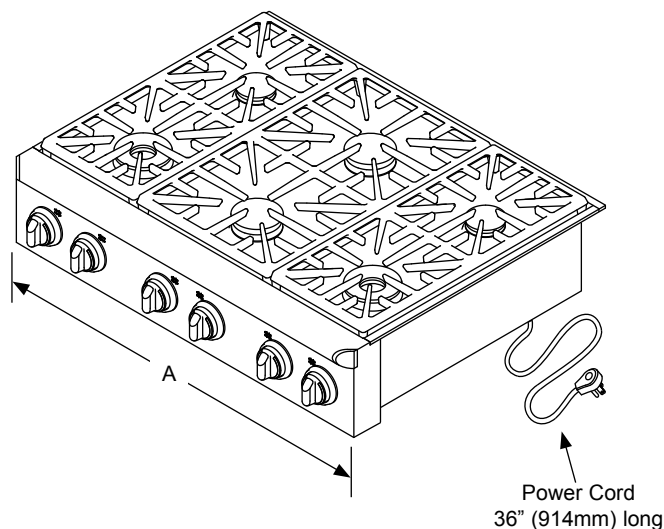
**dacor**  
The Life of the Kitchen.®

Revised  
02/04/08

## 36", 48" Wide, Epicure™ Gas Cooktops

1/4

## PLANNING GUIDE



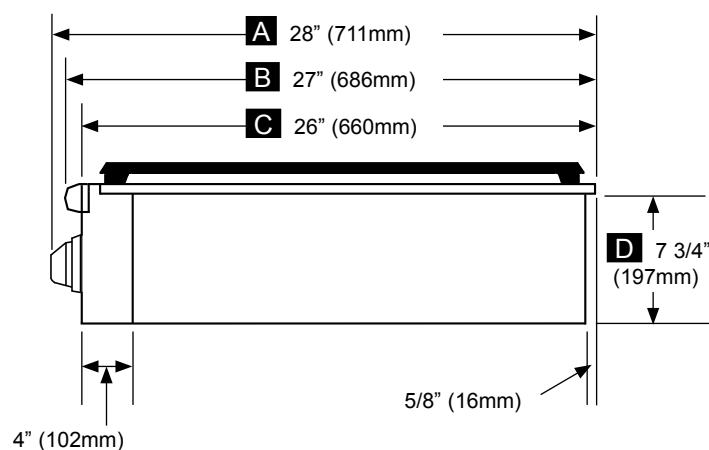
### PRODUCT DIMENSIONS

COOKTOP WIDTH (A)	
EG366	35 7/8" (911mm)
EG486	47 7/8" (1216mm)

All tolerances: +1/16", -0 (+1.6mm, -0)

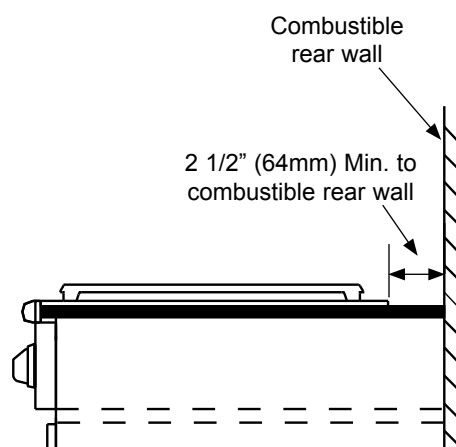
ELECTRIC CIRCUIT REQUIREMENTS	
Circuit Required	Total Connected Load
120VAC 60Hz, 15A	24.0W (0.2A)

GAS SUPPLY PRESSURE REQUIREMENTS		
Gas Type	Manifold Pressure	Minimum Gas Supply Pressure
Natural Gas	5" Water Column	6" Water Column
Propane (LP)	10" Water Column	11" Water Column

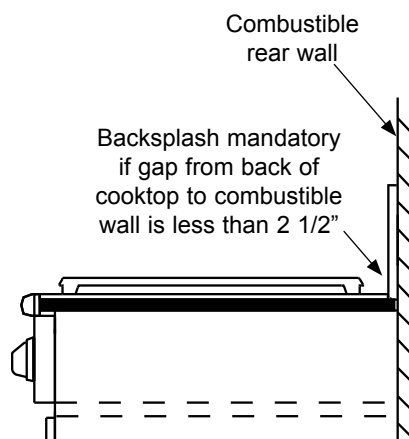


### SIDE VIEW

- A** Rear of trim to front of knobs
- B** Rear of trim to front of bull nose
- C** Rear of trim to front of control panel
- D** Bottom of chassis to bottom of trim



### SIDE VIEW



### SIDE VIEW WITH BACKSPASH

# EG366, EG486

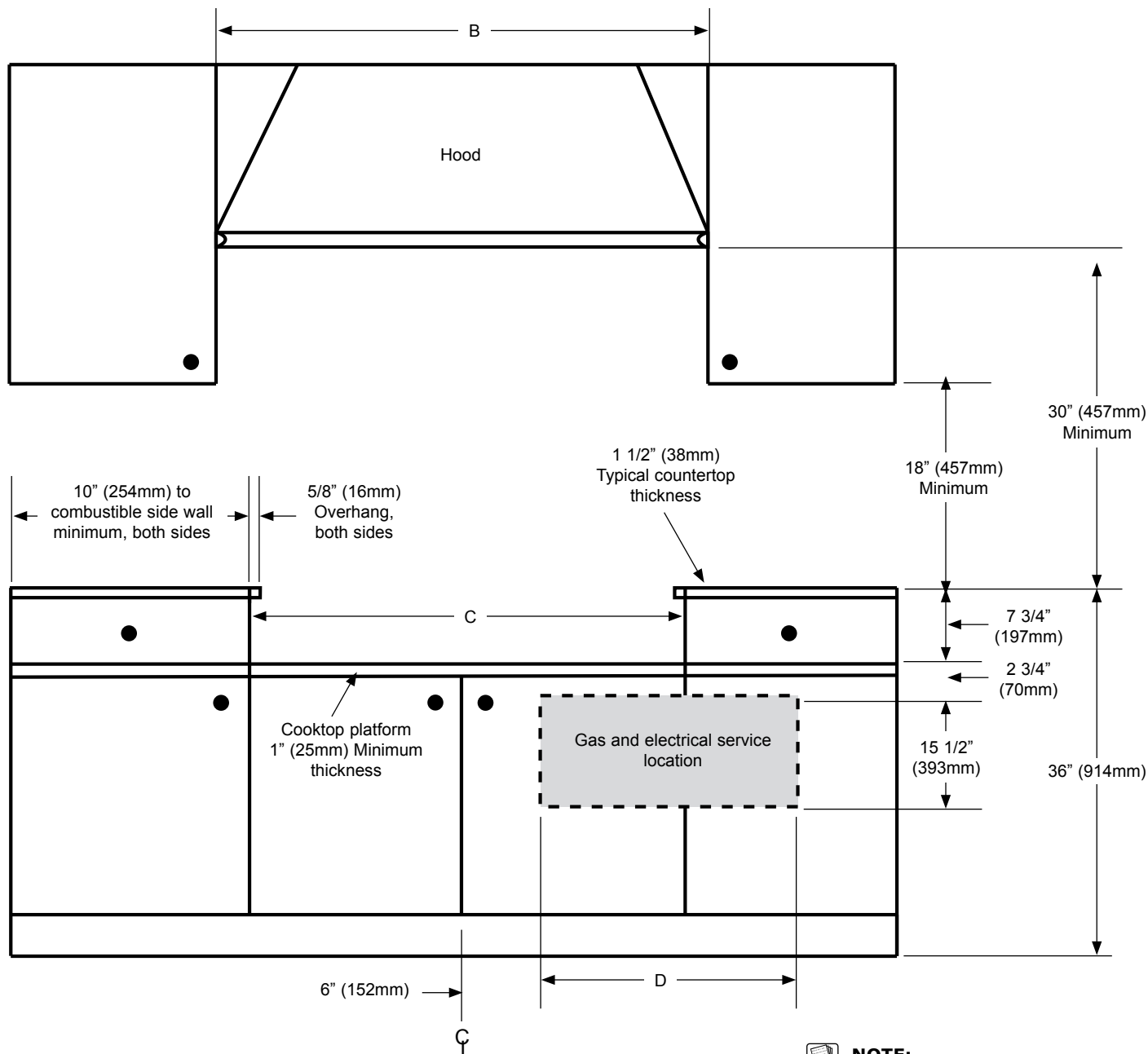
**dacor**  
The Life of the Kitchen.®

Revised  
01/28/08

## 36", 48" Wide, Epicure™ Gas Cooktops

2/4

## PLANNING GUIDE



### NOTE:

1. POWER CORD IS 29" LONG

### CUTOUT DIMENSIONS

Model No.	"B"	"C"	"D"
EG366	36" (914mm)* 42" (1067mm)**	36" (914mm)	24" (610mm)
EG486	48" (1219mm)* 54" (1372mm)**	48" (1219mm)	30" (762mm)
* Minimum			
** Recommended			

All tolerances: +1/16", -0 (+1.6mm, -0)

Continued...

# EG366, EG486



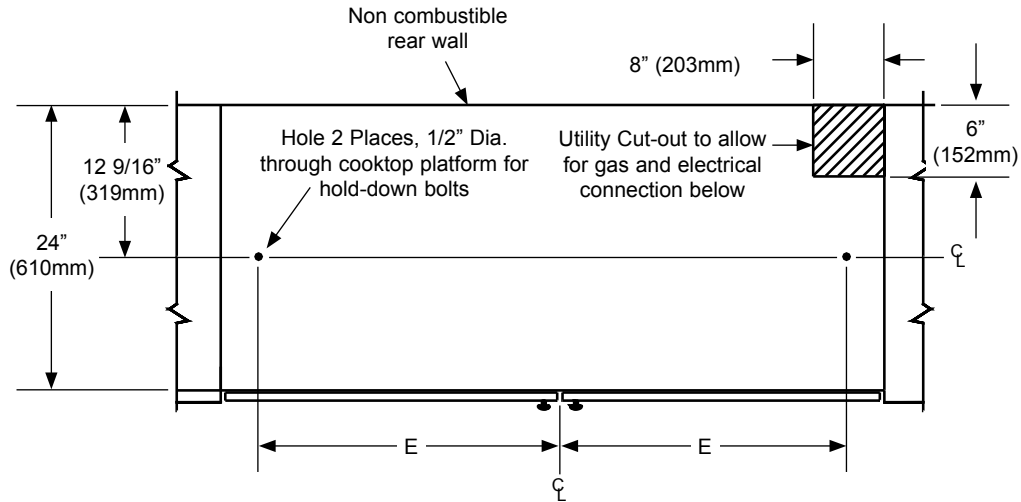
Revised  
08/01/07

## 36", 48" Wide, Epicure™ Gas Cooktops

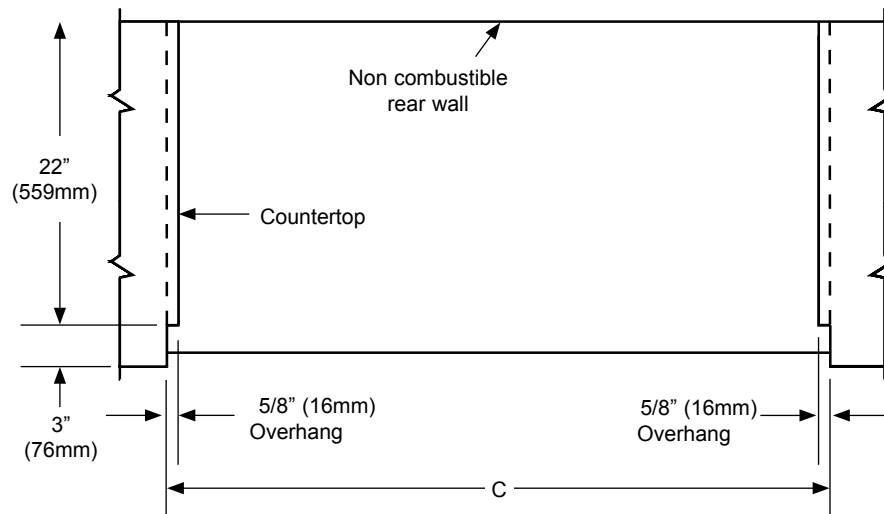
3/4

## PLANNING GUIDE

All tolerances: +1/16", -0 (+1.6mm, -0)



**CABINET BASE PREPARATION - TOP VIEW**



**COUNTERTOP PREPARATION - TOP VIEW**

Model No.	"C" Cutout Width	"E" Hole Offset
EG366	36" (914mm)	16 5/8" (422mm)
EG486	48" (1219mm)	20 13/16" (529mm)

# EG366, EG486

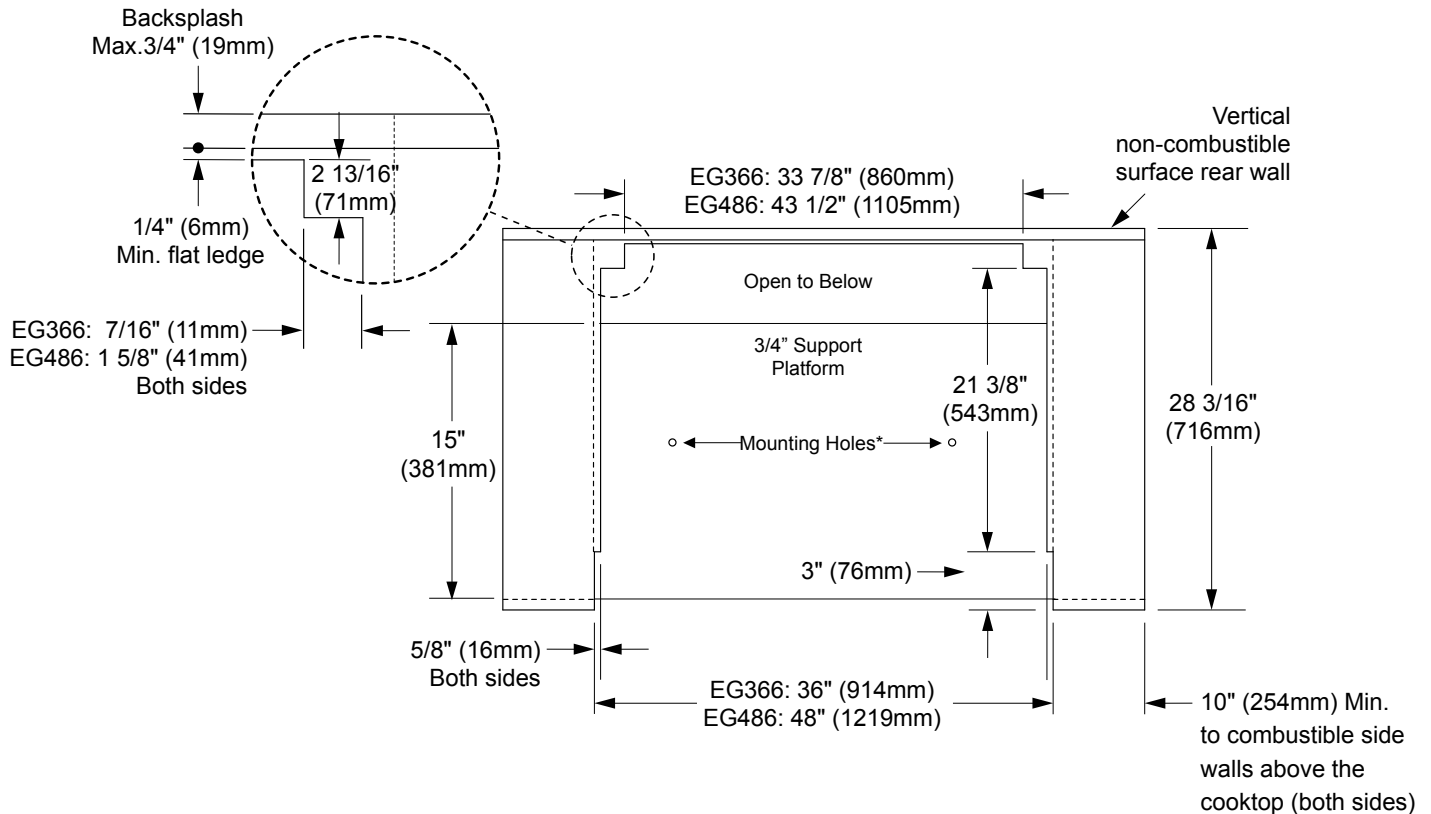


Revised  
09/07/07

## 36", 48" Wide, Epicure™ Gas Cooktops

4/4

## PLANNING GUIDE



### EG CUTOUT DIMENSIONS WITH ERV COUNTERTOP VENT

\*See page 4.5 for mounting hole specifications.